

OCR10-M46001EN

Introduction

1. This parts catalog for 3GM30- YEU,3GM30C- YEU,3GM30F- YEU & 3GM30FC- YEU is published as a revised edition of the diesel engine.

	Parts catalog	Date of issue	Remarks
First edition	000Y00R4600	Dec.,1996	No need
1st revised edition	000Y00R4601	Mar.,1999	

2. This parts catalog list covers the engines assembled at Yanmar Europe B.V.

3. Standard finish color. : Metallic ecote silver
 Parts No. : 977620 – 10070 1 ℓ (Packed in a can)
 977620 – 40070 4 ℓ (Packed in a can)
 TOR- 90090003 Spray(1 piece)

4. This parts catalog does not contain the technical data needed for servicing.

5. The illustrations used in this parts catalog have been simplified for clarity.

6. The essential points list.(This engine numbers assembled at Yanmar Europe are as follows)

Name of diesel engine	Specification	No.of cylinder Internal diameter(mm) Stroke length(mm)	New E/#
3GM30- YEU	Marine pleasure boats	3 × 75 × 72	E20101~
3GM30C- YEU	Marine pleasure boats	3 × 75 × 72	E20101~
3GM30F- YEU	Marine pleasure boats	3 × 75 × 72	E20101~
3GM30FC- YEU	Marine pleasure boats	3 × 75 × 72	E20101~

7. The contents of this parts catalog are subject to change without prior notice.

8. Be sure to use only genuine Yanmar part for repairs. If other parts are used, the life of the engine may be shortened.

Contents

OCR10-M46001

Fig. No.	Fig. Name	Fig. No.	Fig. Name
3GM30-YEU		25.	LUB. OIL PUMP
1.	CYLINDER BLOCK	26.	LUB. OIL DIPSTICK
2.	CYLINDER BLOCK	27.	LUB. OIL STRAINER
3.	GEAR HOUSING	28.	L.O.PRESS.REGULATING VALVE
4.	GEAR HOUSING	29.	LUB. OIL PIPE
5.	LUB. OIL SUMP	30.	COOLING SEA WATER PUMP
6.	FLYWHEEL HOUSING	31.	COOLING SEA WATER PUMP
7.	MAIN METAL HOUSING	32.	COOLING FRESH WATER PUMP
8.	BREATHER	33.	COOLING FRESH WATER COOLER
9.	LABEL	34.	SUB TANK
10.	ENGINE LIFTER	35.	COOLING SEA WATER PIPE
11.	ENGINE LIFTER	36.	COOLING FRESH WATER PIPE
12.	ENGINE BRACKET	37.	THERMOSTAT
13.	ENGINE BRACKET(SHOCK ABSORBER)	38.	THERMOSTAT
14.	CYLINDER HEAD	39.	COOLING SEA WATER PIPE(OPTIONAL)
15.	CYLINDER HEAD	40.	FUEL INJECTION PUMP
16.	BONNET	41.	FUEL FEED PUMP
17.	SUCTION MANIFOLD	42.	FUEL INJECTION VALVE
18.	EXHAUST MANIFOLD	43.	FUEL STRAINER
19.	MIXING ELBOW	44.	FUEL INJECTION PIPE
20.	CAMSHAFT	45.	FUEL PIPE
21.	CAMSHAFT	46.	FUEL RETURN PIPE
22.	CRANKSHAFT & FLYWHEEL	47.	GOVERNOR EQUIPMENT
23.	PISTON	48.	CONTROL DEVICE
24.	CONNECTING ROD	49.	IDLE ADJUSTER

Contents

OCR10-M46001

Fig. No. Fig. Name

- 50. FUEL CONTROL DEVICE
- 51. ENGINE STOP DEVICE
- 52. SPEED REMOTE CONTROL
- 53. HAND START
- 54. STARTING MOTOR
- 55. GENERATOR
- 56. GENERATOR
- 57. GENERATOR(OPTIONAL)
- 58. WIRE HARNESS
- 59. CLUTCH
- 60. DUMPER DISK
- 61. CLUTCH REMOTE CONTROL
- 62. TOOL
- 63. MIXING ELBOW(OPTIONAL)
- 64. MIXING ELBOW(OPTIONAL)
- 65. LUB.OIL WASTE PUMP(OPTIONAL)
- 66. BILGE PUMP(STD,OPTIONAL)
- 67. BILGE PUMP(DX,OPTIONAL)
- 68. KINGSTON COCK(OPTIONAL)
- 69. FUEL TANK(OPTIONAL)
- 70. ENGINE STOP CABLE(OPTIONAL)
- 71. BATTERY SWITCH(OPTIONAL)
- 72. TAPER COUPLING(OPTIONAL)
- 73. SOLID CUPLING(OPTIONAL)
- 74. STRAIGHT COUPLING(OPTIONAL)

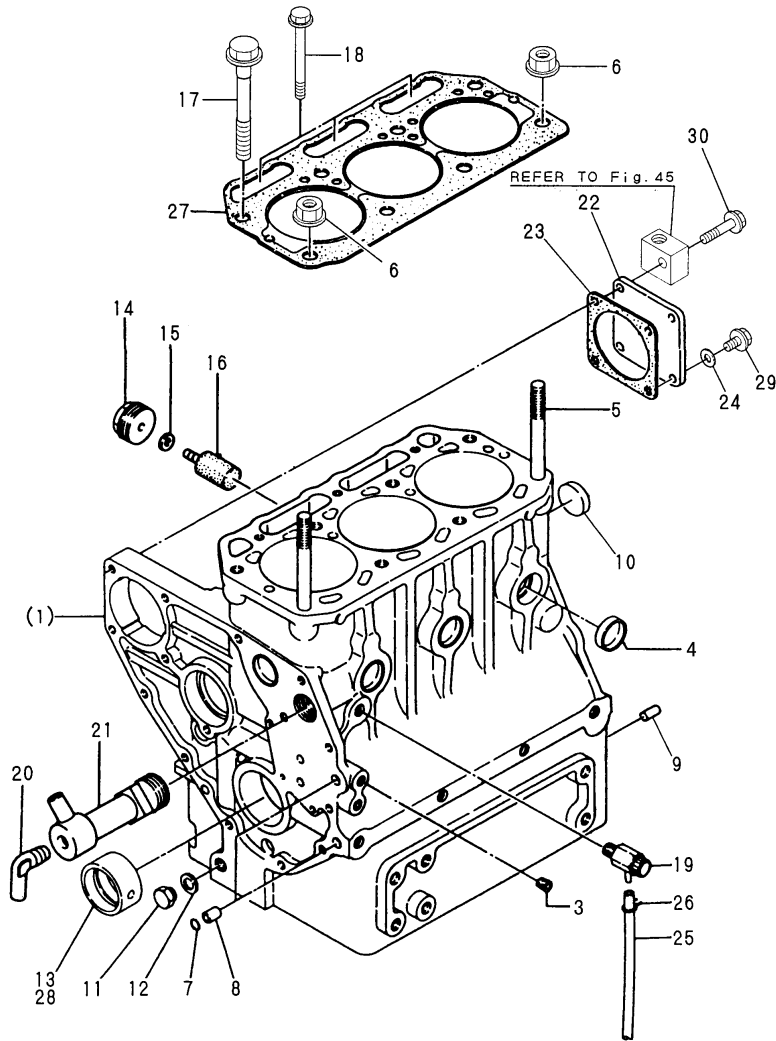
Fig. No. Fig. Name

- 75. SLIT COUPLING(OPTIONAL)
- 76. SINGLE LEVER CONTROL(OPTIONAL)
- 77. INSTRUMENT PANEL(A,OPTIONAL)
- 78. INSTRUMENT PANEL(A,SAIL,OPTIONAL)
- 79. INSTRUMENT PANEL(B-TYPE)(OPTIONAL)
- 80. INSTRUMENT PANEL(B,NEW,OPTIONAL)
- 81. SPECIAL TOOL(OPTIONAL)
- 82. REPAIR PART(OPTIONAL)
- 83. REPAIR PART(OPTIONAL)
- 84. GASKET SET(OPTIONAL)
- 85. SAFETY LABEL(OPTIONAL)
- 86. INSTRUMENT PANEL(B-TYPE/VDO)

Fig.1. CYLINDER BLOCK

(A)=3GM30-YEU
(B)=3GM30C-YEU
(C)=3GM30F-YEU

(D)=3GM30FC-YEU
(E)=
(F)=



見出しNo. 1は、見出しNo. (1) から16を含みます。
1 inc. (1) ~ 16

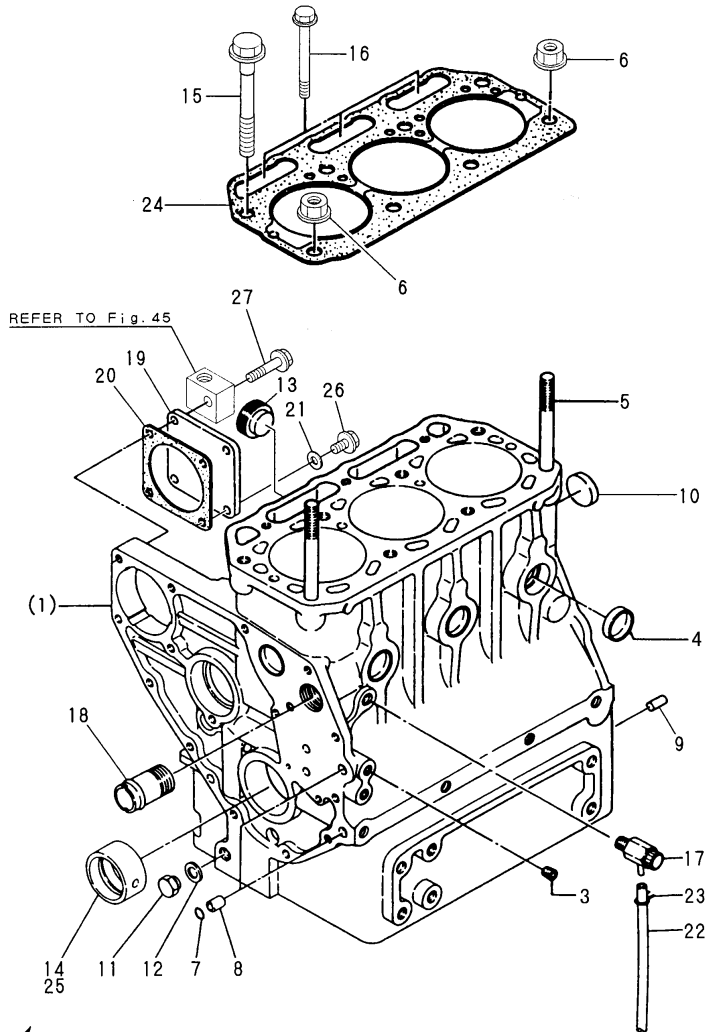
No.	Lev.	Parts No.	Description	Q'ty						I	R
				(A)	(B)	(C)	(D)	(E)	(F)		
1	1	728374-01560	BLOCK ASSY, CYLINDER	1	1						
3	2	124060-01050	PLUG, PT1/8	7	7						
4	2	105311-01090	PLUG, 30	5	5						
5	2	121450-01210	BOLT, HEAD	2	2						
6	2	121450-01220	NUT, CYLINDER HEAD	2	2						
7	2	24311-000100	O-RING, 1AP10.0	2	2						
8	2	124085-01900	GUIDE	2	2						
9	2	22312-080160	PIN, PARALLEL M8X16	2	2						
9-1	2	129100-01580	PIN, M8X16	2	2						R
(A=E/#E21261) (B=E/#E21165)											
10	2	121450-01990	PLUG, 30	1	1						
11	2	121450-01960	PLUG, PF1/4	1	1						
12	2	121450-01980	GASKET	1	1						
13	2	121450-02100	BEARING, MAIN	1	1						
14	2	128270-09300	PLUG, NPTF1	2	2						
15	2	123210-09310	GASKET	2	2						
16	2	27210-200300	ZINC, SCREW20X30	2	2						
17	1	121450-01203	BOLT, HEAD	6	6						
18	1	129350-01230	BOLT, HEAD	3	3						
19	1	128371-01800	COCK ASSY, 1/4	1	1						
20	1	105583-49910	ELBOW, PT1/4	1	1						
21	1	128270-01450	JOINT	1	1						
22	1	124240-01871	COVER	1	1						
23	1	124240-01883	GASKET	1	1						
24	1	23414-080000	GASKET, 8X1.0	1	1						
25	1	23061-070200	PIPE, 7X 200	1	1						
25-1	1	23061-070300	PIPE, 7X 300	1	1						R
(A=E/#E21613) (B=E/#E21579)											
26	1	124460-77680	RETAINER	1	1						
27	1	128374-01911	GASKET, HEAD	1	1						
28	1	121450-02310	BEARING, 0.25 US	1	1						1
29	1	26106-080142	BOLT, M8X 14 PLATED	3	3						
30	1	26106-080322	BOLT, M8X 32 PLATED	1	1						

Remarks
(1) UNDER SIZED (U.S.=0.25) PART.

Fig.2. CYLINDER BLOCK

(A)=3GM30-YEU
(B)=3GM30C-YEU
(C)=3GM30F-YEU

(D)=3GM30FC-YEU
(E)=
(F)=



見出しNo. 1は、見出しNo. (1) から14を含みます。
1 inc. (1) ~ 14

No.	Lev.	Parts No.	Description	Qty						I	R
				(A)	(B)	(C)	(D)	(E)	(F)		
1	1	728397-01560	BLOCK ASSY, CYLINDER			1	1				
3	2	124060-01050	PLUG, PT1/8			7	7				
4	2	105311-01090	PLUG, 30			5	5				
5	2	121450-01210	BOLT, HEAD			2	2				
6	2	121450-01220	NUT, CYLINDER HEAD			2	2				
7	2	24311-000100	O-RING, 1AP10.0			2	2				
8	2	124085-01900	GUIDE			2	2				
9	2	22312-080160	PIN, PARALLEL M8X16			2	2				
9-1	2	129100-01580	PIN, M8X16			2	2				R
(C=E/#E21161) (D=E/#E21177)											
10	2	121450-01990	PLUG, 30			1	1				
11	2	121450-01960	PLUG, PF1/4			1	1				
12	2	121450-01980	GASKET			1	1				
13	2	171051-01921	PLUG, NPTF1			2	2				
14	2	121450-02100	BEARING, MAIN			1	1				
15	1	121450-01203	BOLT, HEAD			6	6				
16	1	129350-01230	BOLT, HEAD			3	3				
17	1	128371-01800	COCK ASSY, 1/4			1	1				
18	1	124160-49480	JOINT, PIPE			1	1				
19	1	124240-01871	COVER			1	1				
20	1	124240-01883	GASKET			1	1				
21	1	23414-080000	GASKET, 8X1.0			1	1				
22	1	23061-070200	PIPE, 7X 200			1	1				
22-1	1	23061-070300	PIPE, 7X 300			1	1				R
(C=E/#E21555) (D=E/#E21574)											
23	1	124460-77680	RETAINER			1	1				
24	1	128374-01911	GASKET, HEAD			1	1				
25	1	121450-02310	BEARING, 0.25 US			1	1				1
26	1	26106-080142	BOLT, M8X 14 PLATED			3	3				
27	1	26106-080322	BOLT, M8X 32 PLATED			1	1				

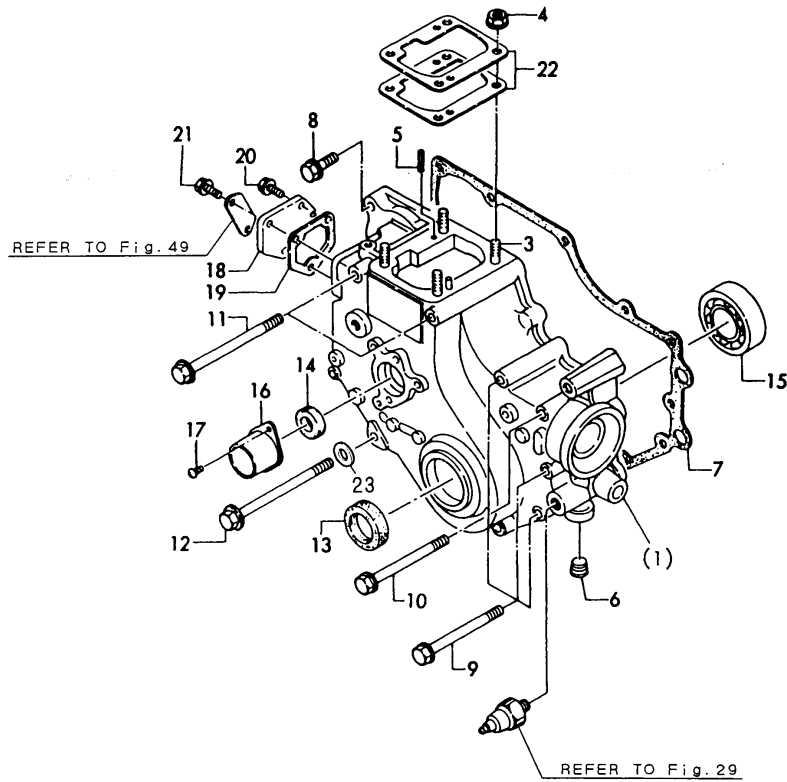
Remarks
(1) UNDER SIZED (U.S.=0.25) PART.

Fig.3. GEAR HOUSING

(A)=3GM30-YEU
 (B)=3GM30C-YEU
 (C)=3GM30F-YEU

(D)=3GM30FC-YEU
 (E)=
 (F)=

見出しNo. 1は、見出しNo. (1) から6を含みます。
 1 inc. (1) ~ 6



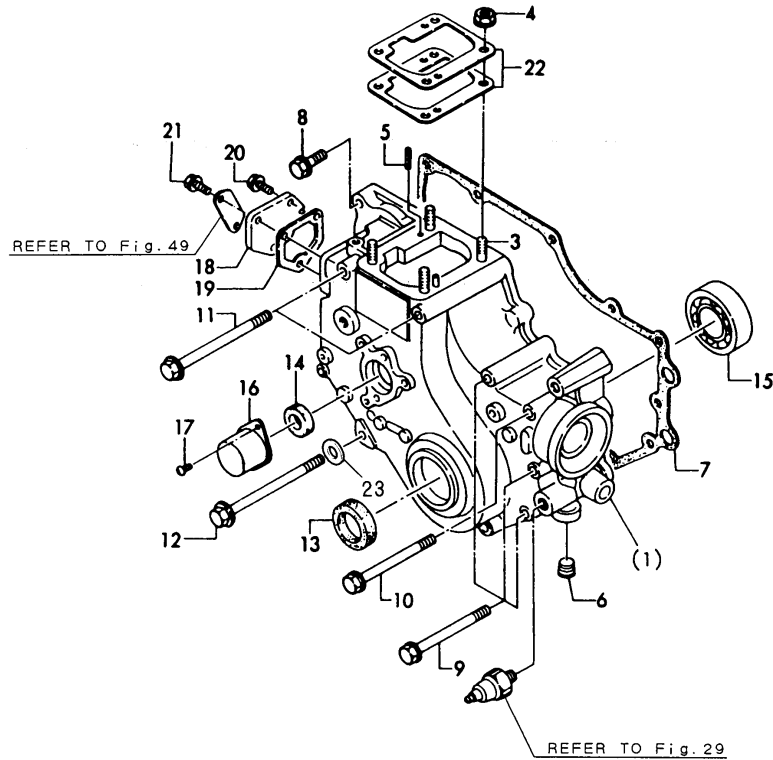
No.	Lev.	Parts No.	Description	Q'ty						I	R
				(A)	(B)	(C)	(D)	(E)	(F)		
1	1	728370-01610	CASE ASSY, GEAR	1	1						
3	2	121450-01560	STUD, M8X22	4	4						
4	2	26366-080002	NUT, M8	4	4						
5	2	22351-040010	PIN, SPRING 4.0X10	2	2						
6	2	124060-01050	PLUG, PT1/8	1	1						
7	1	121575-01511	GASKET, GEAR CASE	1	1						
8	1	26106-080302	BOLT, M8X 30 PLATED	2	2						
9	1	26106-080852	BOLT, M8X 85 PLATED	5	5						
10	1	26106-080902	BOLT, M8X 90 PLATED	1	1						
11	1	26106-081152	BOLT, M8X115 PLATED	2	2						
12	1	26106-081202	BOLT, M8X120 PLATED	2	2						
13	1	121450-01801	SEAL, TC25408	1	1						
14	1	128270-01820	SEAL, SC16286	1	1						
15	1	24101-063050	BEARING, BALL 6305C3	1	1						
16	1	128170-01830	COVER	1	1						
17	1	26557-060102	SCREW, M6X10	2	2						
18	1	121000-01850	COVER, BLOCK	1	1						
19	1	121575-01861	GASKET	1	1						
20	1	26106-060122	BOLT, M6X 12 PLATED	1	1						
21	1	26106-060142	BOLT, M6X 14 PLATED	2	2						
22	1	121450-01951	SHIM SET, ADJUSTING	1	1						
23	1	22137-080000	WASHER, 8	2	2						

Fig.4. GEAR HOUSING

(A)=3GM30-YEU
 (B)=3GM30C-YEU
 (C)=3GM30F-YEU

(D)=3GM30FC-YEU
 (E)=
 (F)=

見出しNo. 1は、見出しNo. (1) から6を含みます。
 1 inc. (1) ~ 6



No.	Lev.	Parts No.	Description	Qty						I	R
				(A)	(B)	(C)	(D)	(E)	(F)		
1	1	728370-01610	CASE ASSY, GEAR			1	1				
3	2	121450-01560	STUD, M8X22			4	4				
4	2	26366-080002	NUT, M8			4	4				
5	2	22351-040010	PIN, SPRING 4.0X10			2	2				
6	2	124060-01050	PLUG, PT1/8			1	1				
7	1	121575-01511	GASKET, GEAR CASE			1	1				
8	1	26106-080302	BOLT, M8X 30 PLATED			2	2				
9	1	26106-080852	BOLT, M8X 85 PLATED			5	5				
10	1	26106-080902	BOLT, M8X 90 PLATED			1	1				
11	1	26106-081152	BOLT, M8X115 PLATED			2	2				
12	1	26106-081202	BOLT, M8X120 PLATED			2	2				
13	1	121450-01801	SEAL, TC25408			1	1				
14	1	128270-01820	SEAL, SC16286			1	1				
15	1	24101-063050	BEARING, BALL 6305C3			1	1				
16	1	128670-01830	COVER			1	1				
17	1	26557-060102	SCREW, M6X10			2	2				
18	1	121000-01850	COVER, BLOCK			1	1				
19	1	121575-01861	GASKET			1	1				
20	1	26106-060122	BOLT, M6X 12 PLATED			1	1				
21	1	26106-060142	BOLT, M6X 14 PLATED			2	2				
22	1	121450-01951	SHIM SET, ADJUSTING			1	1				
23	1	22137-080000	WASHER, 8			2	2				

Fig.5. LUB. OIL SUMP

(A)=3GM30-YEU
(B)=3GM30C-YEU
(C)=3GM30F-YEU

(D)=3GM30FC-YEU
(E)=
(F)=

No.	Lev.	Parts No.	Description	Qty						I	R
				(A)	(B)	(C)	(D)	(E)	(F)		
1	1	128370-01720	SUMP, OIL	1	1	1	1				
2	1	121450-01751	GASKET, OIL SUMP	1	1	1	1				
3	1	26014-060202	BOLT, M6X 20	21	21	21	21				

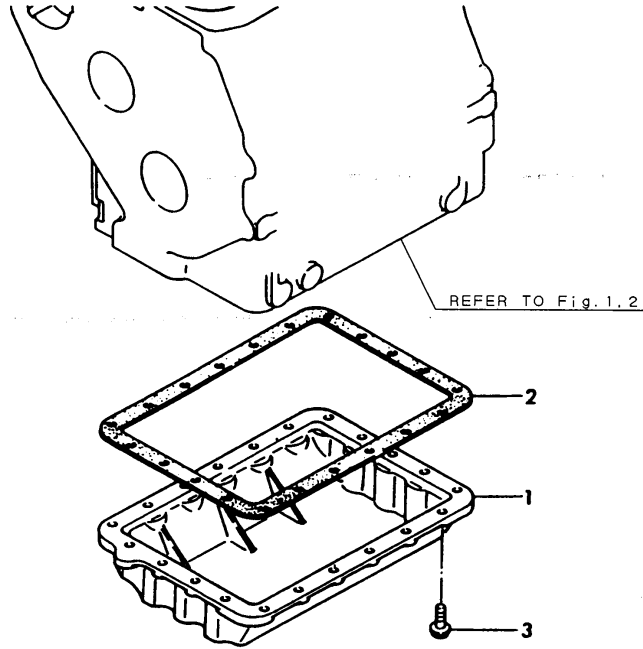
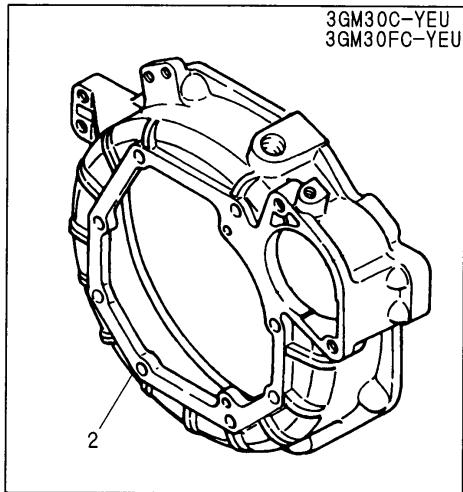
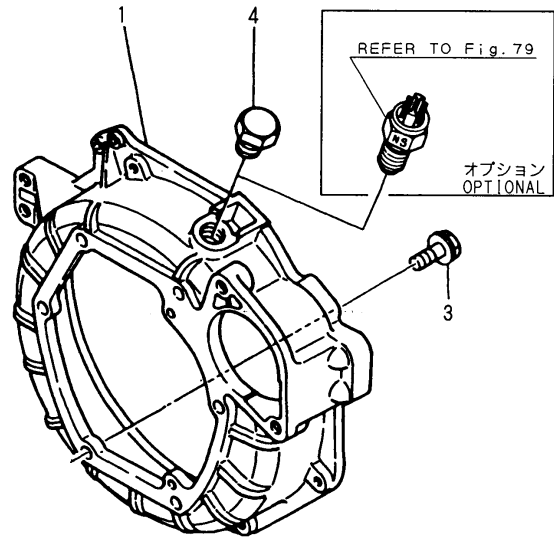


Fig.6. FLYWHEEL HOUSING

(A)=3GM30-YEU
 (B)=3GM30C-YEU
 (C)=3GM30F-YEU

(D)=3GM30FC-YEU
 (E)=
 (F)=

3GM30-YEU
 3GM30F-YEU

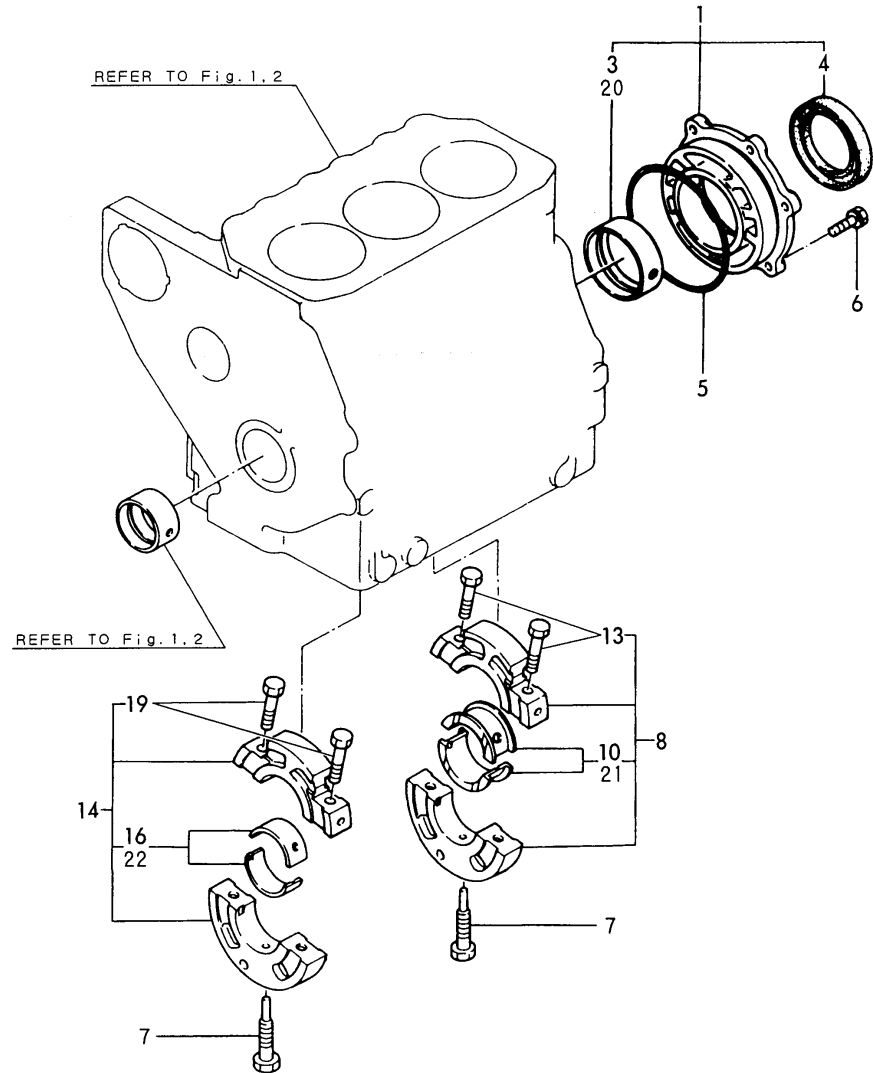


No.	Lev.	Parts No.	Description	Qty						I	R
				(A)	(B)	(C)	(D)	(E)	(F)		
1	1	128170-01600	FLANGE, MOUNTING	1		1					
2	1	128371-01601	HOUSING, FLYWHEEL		1		1				
3	1	26106-100252	BOLT, M10X 25 PLATED	6	8	6	8				
4	1	23887-180002	PLUG, 18	1	1	1	1				

Fig.7. MAIN METAL HOUSING

(A)=3GM30-YEU
 (B)=3GM30C-YEU
 (C)=3GM30F-YEU

(D)=3GM30FC-YEU
 (E)=
 (F)=



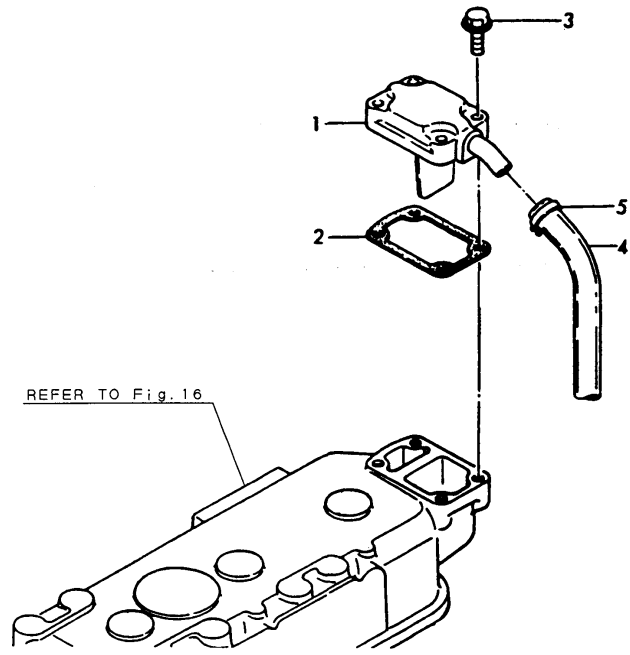
No.	Lev.	Parts No.	Description	Qty						I	R
				(A)	(B)	(C)	(D)	(E)	(F)		
1	1	721450-02500	HOUSING ASSY, METAL	1	1	1	1				
3	2	121450-02110	BEARING, MAIN	1	1	1	1				
4	2	124085-02220	SEAL, OIL	1	1	1	1				
5	1	105225-02020	O-RING	1	1	1	1				
6	1	26013-080202	BOLT, M8X 20	6	6	6	6				
7	1	105225-02300	BOLT	2	2	2	2				
8	1	721450-02611	HOUSING ASSY	1	1	1	1				
10	2	121450-02160	BEARING, MAIN	1	1	1	1				
13	2	121450-02071	BOLT	2	2	2	2				
14	1	721450-02621	HOUSING ASSY	1	1	1	1				
16	2	121450-02170	BEARING, MAIN	1	1	1	1				
19	2	121450-02071	BOLT	2	2	2	2				
20	1	121450-02320	METAL ASSY, 0.25	1	1	1	1				1
21	1	121450-02370	BEARING, 0.25 US	1	1	1	1				1
22	1	121450-02380	BEARING, 0.25 US	1	1	1	1				1

Remarks
 (1) UNDER SIZED (U.S.=0.25) PART.

Fig.8. BREATHER

(A)=3GM30-YEU
 (B)=3GM30C-YEU
 (C)=3GM30F-YEU

(D)=3GM30FC-YEU
 (E)=
 (F)=

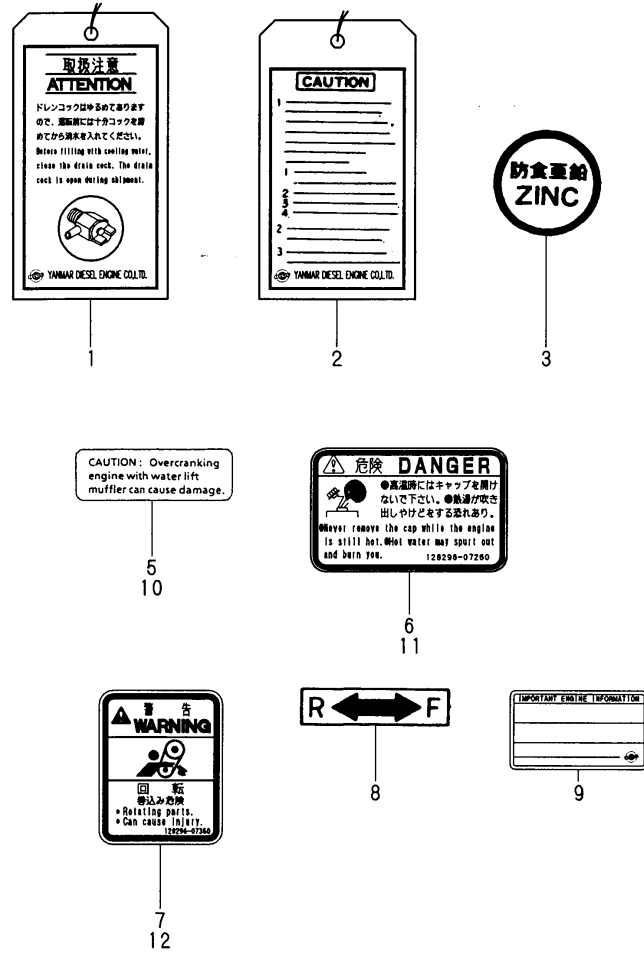


No.	Lev.	Parts No.	Description	Q'ty						I	R
				(A)	(B)	(C)	(D)	(E)	(F)		
1	1	121000-03021	COVER, BREATHER	1	1	1	1				
2	1	121000-03071	GASKET	1	1	1	1				
3	1	26106-060252	BOLT, M6X 25 PLATED	4	4	4	4				
4	1	121000-03200	PIPE , BREATHER	1	1	1	1				
5	1	23080-013000	CLAMP, 13	2	2	2	2				

Fig.9. LABEL

(A)=3GM30-YEU
(B)=3GM30C-YEU
(C)=3GM30F-YEU

(D)=3GM30FC-YEU
(E)=
(F)=



No.	Lev.	Parts No.	Description	Q'ty						I	R
				(A)	(B)	(C)	(D)	(E)	(F)		
1	1	123682-07851	LABEL, CAUTION				1	1			
2	1	128170-07850	LABEL, CAUTION	1	1						
3	1	124220-09340	LABEL	3	3						
5	1	128171-07150	LABEL	1	1	1	1				
5-1	1	128377-07150	CAUTION LABEL	1	1	1	1				R
		(A=E/#E21613) (B=E/#E21579) (C=E/#E21555) (D=E/#E21574)									
6	1	128296-07260	LABEL, DANGER	1	1	1	1				
6-1	1	128377-07260	LABEL, DANGER	1	1	1	1				R
		(A=E/#E21613) (B=E/#E21579) (C=E/#E21555) (D=E/#E21574)									
7	1	128296-07350	LABEL, DANGER	1	1	1	1				
7-1	1	128377-07350	LABEL, WARNING	1	1	1	1				R
		(A=E/#E21613) (B=E/#E21579) (C=E/#E21555) (D=E/#E21574)									
8	1	177088-02430	LABEL	1	1	1	1				
10	1	128171-07150	LABEL	1	1	1	1				W 1
		(A=E/#E21613) (B=E/#E21579) (C=E/#E21555) (D=E/#E21574)									
11	1	128296-07260	LABEL, DANGER	1	1	1	1				W 1
		(A=E/#E21613) (B=E/#E21579) (C=E/#E21555) (D=E/#E21574)									
12	1	128296-07350	LABEL, DANGER	1	1	1	1				W 1
		(A=E/#E21613) (B=E/#E21579) (C=E/#E21555) (D=E/#E21574)									

Remarks
(1)REPAIR PART

Fig.10. ENGINE LIFTER

(A)=3GM30-YEU
(B)=3GM30C-YEU
(C)=3GM30F-YEU

(D)=3GM30FC-YEU
(E)=
(F)=

No.	Lev.	Parts No.	Description	Q'ty						I	R
				(A)	(B)	(C)	(D)	(E)	(F)		
1	1	128695-07230	LIFTER	1	1						
2	1	121575-07240	LIFTER	1	1						
3	1	26776-120002	NUT, LOCK M12	1	1						

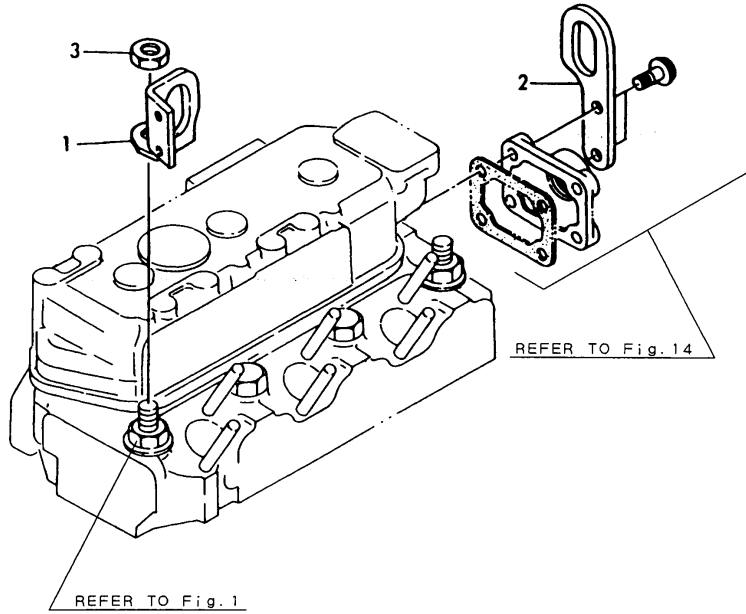
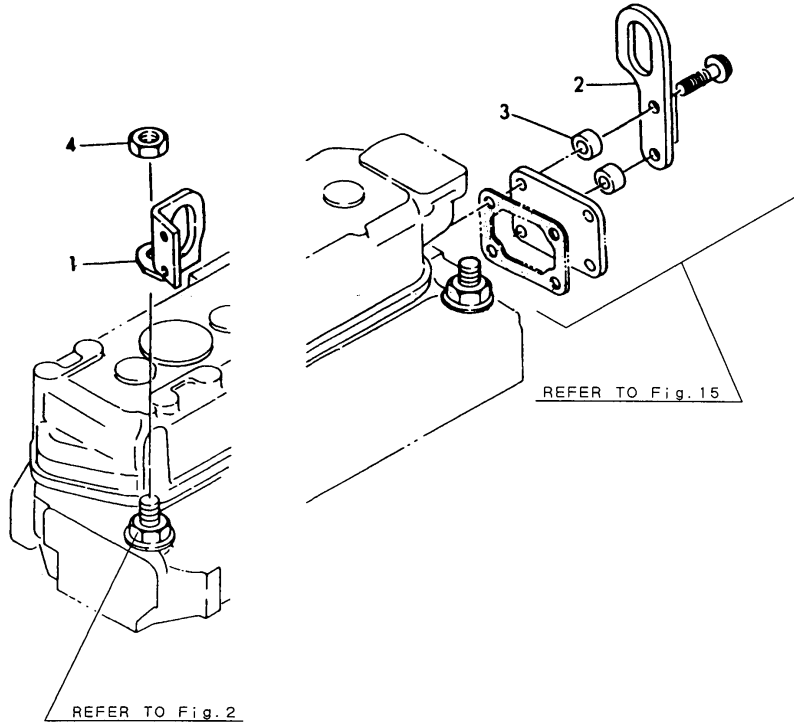


Fig.11. ENGINE LIFTER

(A)=3GM30-YEU
(B)=3GM30C-YEU
(C)=3GM30F-YEU

(D)=3GM30FC-YEU
(E)=
(F)=

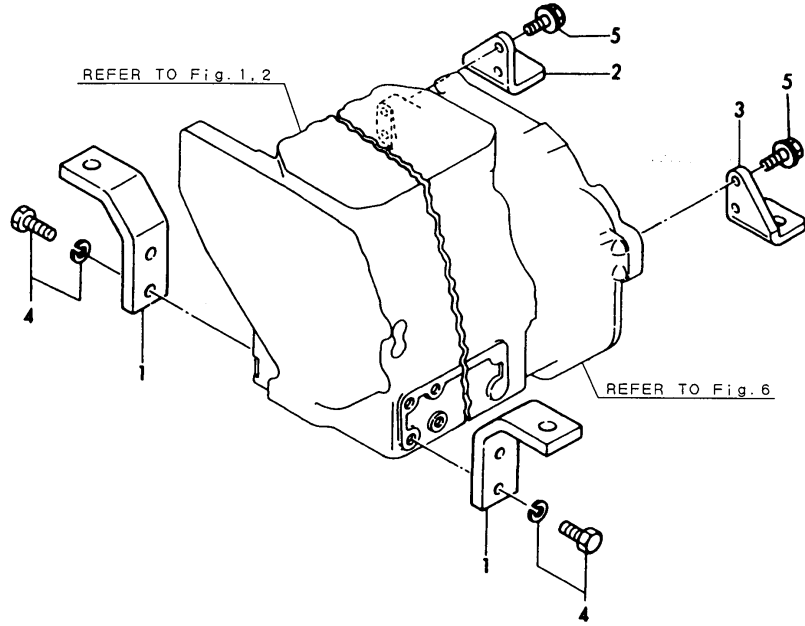


No.	Lev.	Parts No.	Description	Q'ty						I	R
				(A)	(B)	(C)	(D)	(E)	(F)		
1	1	128695-07230	LIFTER			1	1				
2	1	121575-07240	LIFTER			1	1				
3	1	123372-03150	SPACER			2	2				
4	1	26776-120002	NUT, LOCK M12			1	1				

Fig.12. ENGINE BRACKET

(A)=3GM30-YEU
 (B)=3GM30C-YEU
 (C)=3GM30F-YEU

(D)=3GM30FC-YEU
 (E)=
 (F)=



No.	Lev.	Parts No.	Description	Qty						I	R
				(A)	(B)	(C)	(D)	(E)	(F)		
1	1	128377-08100	FOOT	2	2	2	2				
2	1	128377-08120	FOOT	1	1	1	1				
3	1	128377-08130	FOOT	1	1	1	1				
4	1	26013-120302	BOLT, M12X 30	4	4	4	4				
5	1	26106-100252	BOLT, M10X 25 PLATED	4	4	4	4				

Fig.13. ENGINE BRACKET(SHOCK ABSORBER)

(A)=3GM30-YEU
(B)=3GM30C-YEU
(C)=3GM30F-YEU

(D)=3GM30FC-YEU
(E)=
(F)=

No.	Lev.	Parts No.	Description	Q'ty						I	R
				(A)	(B)	(C)	(D)	(E)	(F)		
1	1	128377-08340	MOUNT, FLEXIBLE 75	2	2	2	2				
2	1	128377-08350	MOUNT, FLEXIBLE 100	2	2	2	2				
3	1	128377-08350	MOUNT, FLEXIBLE 100	4	4	4	4				

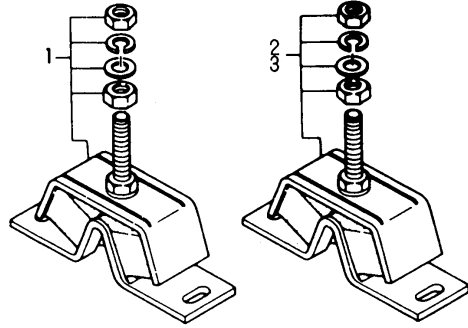
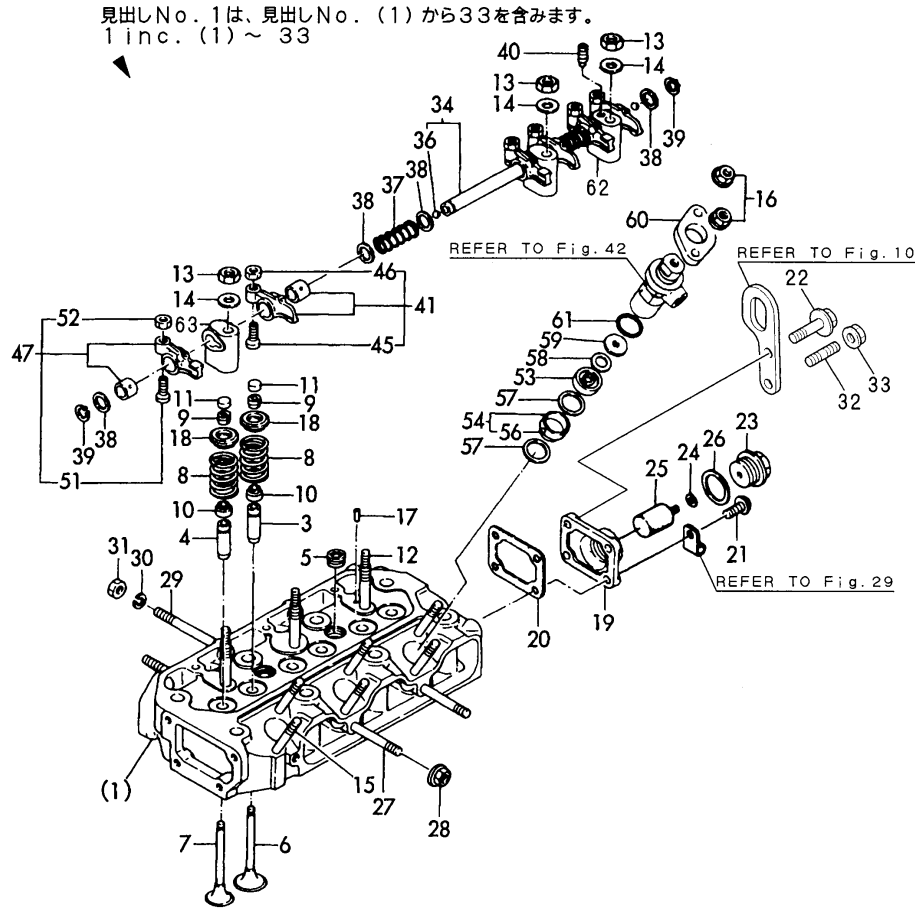


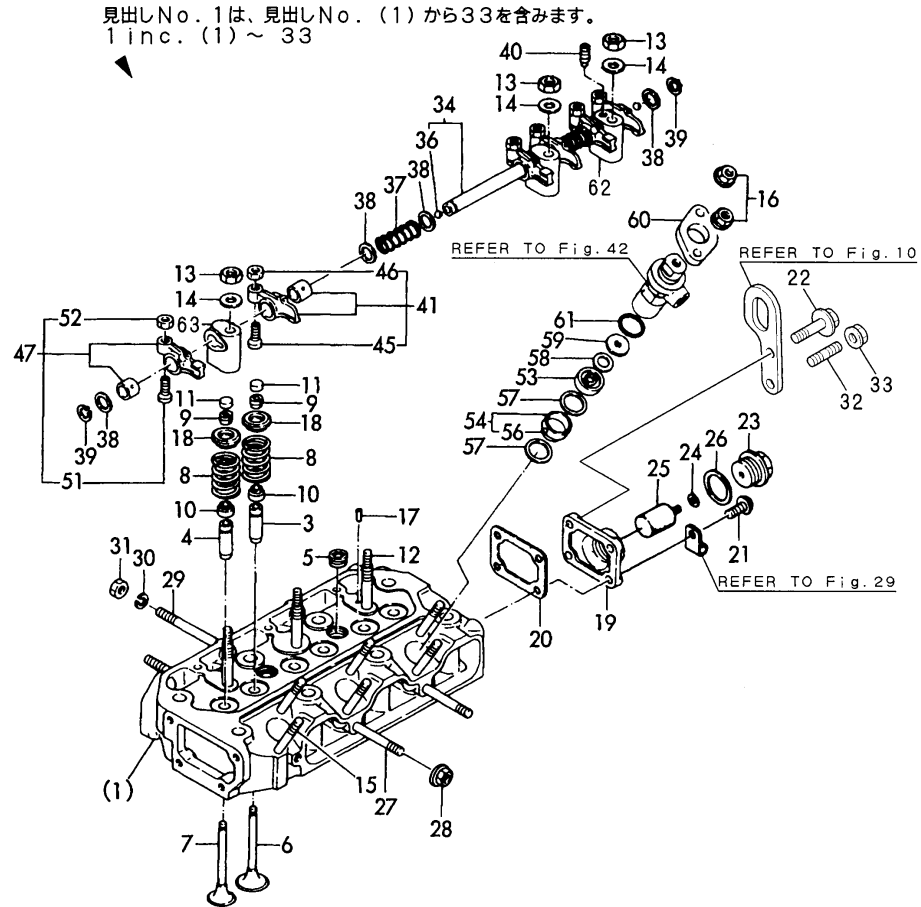
Fig.14. CYLINDER HEAD

(A)=3GM30-YEU
(B)=3GM30C-YEU
(C)=3GM30F-YEU

(D)=3GM30FC-YEU
(E)=
(F)=



No.	Lev.	Parts No.	Description	Qty						I	R
				(A)	(B)	(C)	(D)	(E)	(F)		
1	1	728372-11700	HEAD ASSY, CYLINDER	1	1						
3	3	124060-11160	GUIDE, VALVE	3	3						
4	3	128272-11170	GUIDE, VALVE	3	3						
5	3	23871-030000	PLUG, R03	2	2						
6	2	105225-11100	VALVE, INTAKE	3	3						
7	2	105225-11110	VALVE, EXHAUST	3	3						
8	2	121575-11121	SPRING, VALVE	6	6						
9	2	27310-070001	COTTER, 7	6	6						
10	2	124950-11340	SEAL, VALVE STEM	6	6						
11	2	104211-11370	CAP, VALVE	6	6						
12	2	105225-11350	STUD	3	3						
13	2	26696-100002	NUT, LOCK M10	3	3						
14	2	22137-100000	WASHER, 10	3	3						
15	2	26216-080652	STUD, M8X 65	6	6						
16	2	26366-080002	NUT, M8	6	6						
17	2	121000-11050	PIN, 4.5X12	1	1						
18	2	104200-11180	RETAINER, SPRING	6	6						
19	2	121575-11670	COVER, HEAD	1	1						
20	2	121450-11681	GASKET	1	1						
21	2	26106-080302	BOLT, M8X 30 PLATED	2	2						
21-1	2	26106-080302	BOLT, M8X 30 PLATED	1	1						K
		(A=E/#E21029) (B=E/#E20983)									
22	2	26106-080352	BOLT, M8X 35 PLATED	2	2						
23	2	122780-09320	PLUG	1	1						
24	2	123210-09310	GASKET	1	1						
25	2	27210-200300	ZINC, SCREW20X30	1	1						
26	2	23414-250000	GASKET, 25X1.0	1	1						
27	2	26217-080552	STUD M 8X 55 PLATED	2	2						
28	2	26366-080002	NUT, M8	2	2						
29	2	128670-13350	STUD, M8X80	2	2						
30	2	22217-080000	WASHER, SPRING 8	6	6						
31	2	26703-080002	NUT, M8	2	2						
32	2	26216-080352	STUD, M8X 35	1	1						W
		(A=E/#E21029) (B=E/#E20983)									
33	2	26366-080002	NUT, M8	1	1						W
		(A=E/#E21029) (B=E/#E20983)									
34	1	121450-11240	SHAFT ASSY, ROCKER	1	1						
36	2	24190-110001	BALL, STEEL 11/32	2	2						
37	1	121550-11280	SPRING	2	2						
38	1	121550-11290	WASHER	6	6						
39	1	22242-000140	RING, 14	2	2						
40	1	26921-080102	SCREW, M8X10	1	1						
40-1	1	128370-11290	SCREW	1	1						R
		(A=E/#E21261) (B=E/#E21165)									
41	1	721450-11650	ARM ASSY, ROCKER	3	3						
45	2	101158-11230	SCREW, VALVE ADJUST	3	3						
46	2	26756-080002	NUT, LOCK M8	3	3						
47	1	721450-11660	ARM ASSY, ROCKER	3	3						
51	2	101158-11230	SCREW, VALVE ADJUST	3	3						
52	2	26756-080002	NUT, LOCK M8	3	3						
53	1	128275-11410	CHAMBER	3	3						

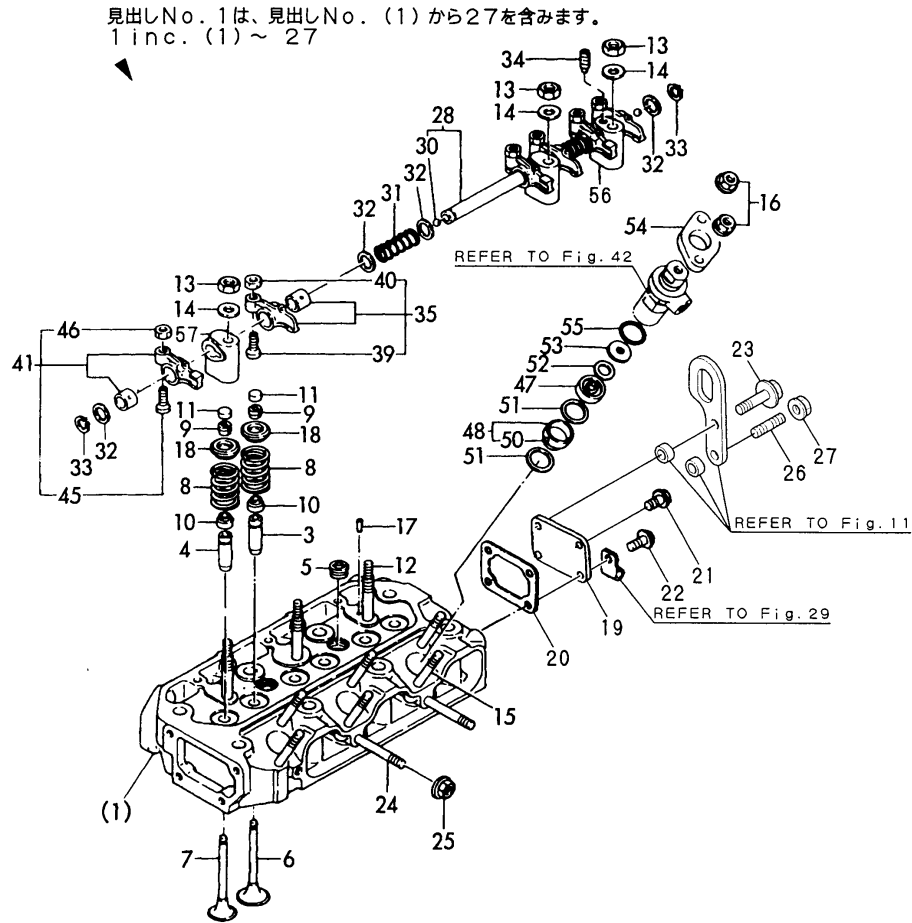
(A)=3GM30-YEU
(B)=3GM30C-YEU
(C)=3GM30F-YEU(D)=3GM30FC-YEU
(E)=
(F)=

No.	Lev.	Parts No.	Description	Q'ty						I	R
				(A)	(B)	(C)	(D)	(E)	(F)		
54	1	105311-11420	CHAMBER	3	3						
56	2	103338-11430	PIN	3	3						
57	1	124950-11450	GASKET, CHAMBER	6	6						
58	1	128275-11490	PROTECTOR	3	3						
59	1	128275-11500	COVER	3	3						
60	1	101147-11900	RETAINER	3	3						
61	1	24341-000260	O-RING, 1AS26.0	3	3						
62	1	121450-11260	SUPPORT, ROCKER ARM	1	1						
63	1	121450-11270	SUPPORT, ROCKER ARM	2	2						

Fig.15. CYLINDER HEAD

(A)=3GM30-YEU
(B)=3GM30C-YEU
(C)=3GM30F-YEU

(D)=3GM30FC-YEU
(E)=
(F)=



No.	Lev.	Parts No.	Description	Q'ty						I	R
				(A)	(B)	(C)	(D)	(E)	(F)		
1	1	728391-11700	HEAD ASSY, CYLINDER	1	1						
3	3	124060-11160	GUIDE, VALVE	3	3						
4	3	128272-11170	GUIDE, VALVE	3	3						
5	3	23871-030000	PLUG, R03	2	2						
6	2	105225-11100	VALVE, INTAKE	3	3						
7	2	105225-11110	VALVE, EXHAUST	3	3						
8	2	121575-11121	SPRING, VALVE	6	6						
9	2	27310-070001	COTTER, 7	6	6						
10	2	124950-11340	SEAL, VALVE STEM	6	6						
11	2	104211-11370	CAP, VALVE	6	6						
12	2	105225-11350	STUD	3	3						
13	2	26696-100002	NUT, LOCK M10	3	3						
14	2	22137-100000	WASHER, 10	3	3						
15	2	26216-080652	STUD, M8X 65	6	6						
16	2	26366-080002	NUT, M8	6	6						
17	2	121000-11050	PIN, 4.5X12	1	1						
18	2	104200-11180	RETAINER, SPRING	6	6						
19	2	121450-11670	COVER, HEAD	1	1						
20	2	121450-11681	GASKET	1	1						
21	2	26106-080122	BOLT, M8X 12 PLATED	1	1						
22	2	26106-080142	BOLT, M8X 14 PLATED	1	1						
23	2	26106-080252	BOLT, M8X 25 PLATED	2	2						
23-1	2	26106-080252	BOLT, M8X 25 PLATED (C=E/#E20804) (D=E/#E20805)	1	1						K
24	2	26217-080552	STUD M 8X 55 PLATED	2	2						
25	2	26366-080002	NUT, M8	2	2						
26	2	26216-080352	STUD, M8X 35 (C=E/#E20804) (D=E/#E20805)	1	1						W
27	2	26366-080002	NUT, M8 (C=E/#E20804) (D=E/#E20805)	1	1						W
28	1	121450-11240	SHAFT ASSY, ROCKER	1	1						
30	2	24190-110001	BALL, STEEL 11/32	2	2						
31	1	121550-11280	SPRING	2	2						
32	1	121550-11290	WASHER	6	6						
33	1	22242-000140	RING, 14	2	2						
34	1	26921-080102	SCREW, M8X10	1	1						
34-1	1	128370-11290	SCREW (C=E/#E21161) (D=E/#E21177)	1	1						R
35	1	721450-11650	ARM ASSY, ROCKER	3	3						
39	2	101158-11230	SCREW, VALVE ADJUST	3	3						
40	2	26756-080002	NUT, LOCK M8	3	3						
41	1	721450-11660	ARM ASSY, ROCKER	3	3						
45	2	101158-11230	SCREW, VALVE ADJUST	3	3						
46	2	26756-080002	NUT, LOCK M8	3	3						
47	1	128275-11410	CHAMBER	3	3						
48	1	105311-11420	CHAMBER	3	3						
50	2	103338-11430	PIN	3	3						
51	1	124950-11450	GASKET, CHAMBER	6	6						
52	1	128275-11490	PROTECTOR	3	3						
53	1	128275-11500	COVER	3	3						
54	1	101147-11900	RETAINER	3	3						

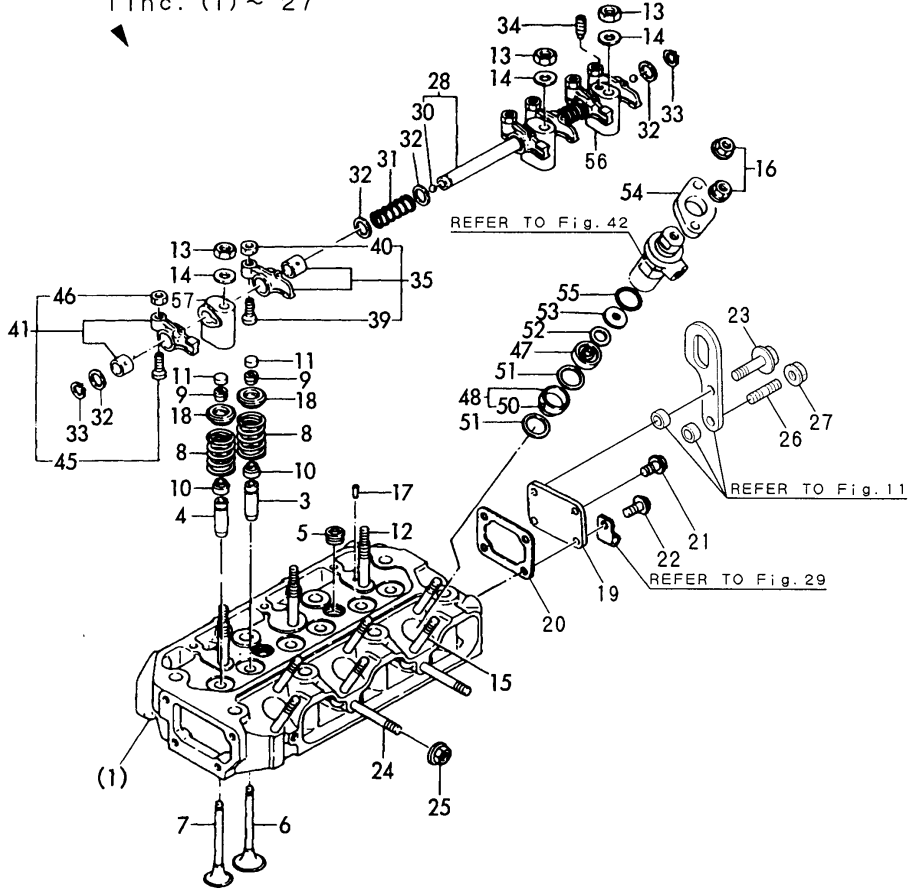
Fig.15. CYLINDER HEAD

(A)=3GM30-YEU
 (B)=3GM30C-YEU
 (C)=3GM30F-YEU

(D)=3GM30FC-YEU
 (E)=
 (F)=

見出しNo. 1は、見出しNo. (1) から27を含みます。
 1 inc. (1) ~ 27

No.	Lev.	Parts No.	Description	Qty						I	R
				(A)	(B)	(C)	(D)	(E)	(F)		
55	1	24341-000260	O-RING, 1AS26.0			3	3				
56	1	121450-11260	SUPPORT, ROCKER ARM			1	1				
57	1	121450-11270	SUPPORT, ROCKER ARM			2	2				



REFER TO Fig. 42

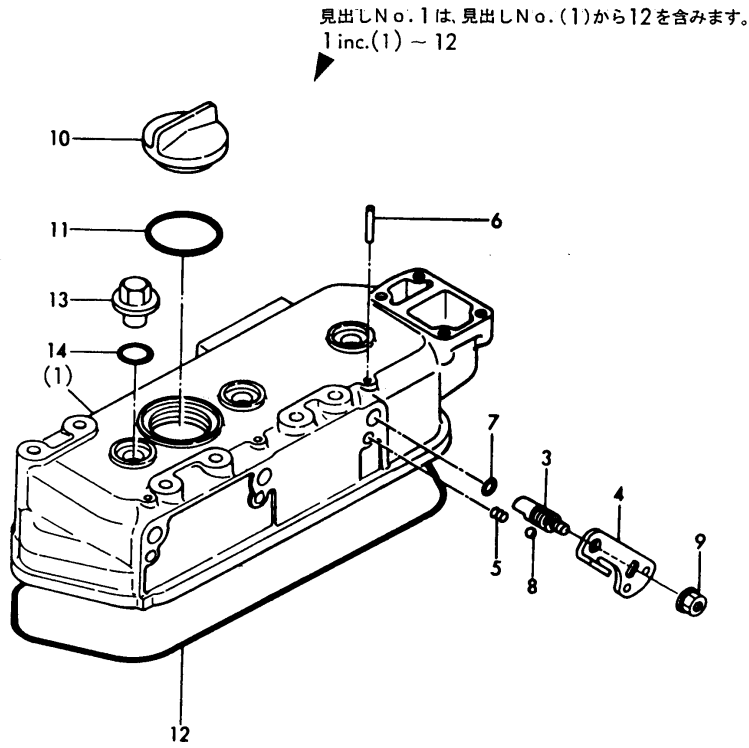
REFER TO Fig. 11

REFER TO Fig. 29

Fig.16. BONNET

(A)=3GM30-YEU
 (B)=3GM30C-YEU
 (C)=3GM30F-YEU

(D)=3GM30FC-YEU
 (E)=
 (F)=



No.	Lev.	Parts No.	Description	Qty						I	R
				(A)	(B)	(C)	(D)	(E)	(F)		
1	1	728370-11520	BONNET ASSY, HEAD	1	1	1	1				
3	2	128270-03610	SHAFT, DECOMPRESSION	3	3	3	3				
4	2	128270-03750	LEVER, DECOMPRESSION	3	3	3	3				
5	2	128270-03640	SPRING, DECOMPRESSION	3	3	3	3				
6	2	22312-030220	PIN, PARALLEL M3X22	3	3	3	3				
7	2	24311-000070	O-RING, 1AP7.0	3	3	3	3				
8	2	24190-080001	BALL, STEEL 1/4	3	3	3	3				
9	2	26366-060002	NUT, M6	3	3	3	3				
10	2	124160-01751	COVER, FILLER	1	1	1	1				
11	2	24321-000350	O-RING, 1AG35.0	1	1	1	1				
12	2	121450-11310	GASKET, BONNET	1	1	1	1				
13	1	124160-11360	KNOB	3	3	3	3				
14	1	24311-000120	O-RING, 1AP12.0	3	3	3	3				

Fig.17. SUCTION MANIFOLD

(A)=3GM30-YEU
 (B)=3GM30C-YEU
 (C)=3GM30F-YEU

(D)=3GM30FC-YEU
 (E)=
 (F)=

No.	Lev.	Parts No.	Description	Qty						I	R
				(A)	(B)	(C)	(D)	(E)	(F)		
1	1	128377-12500	SILENCER	1	1	1	1				
4	2	128377-12530	ELEMENT	1	1	1	1				
5	1	128370-12730	MANIFOLD ASSY,INTAKE	1	1	1	1				
7	2	124770-11770	JOINT, PIPE PT1/8	1	1	1	1				
8	1	22117-060000	WASHER, 6	3	3	3	3				
9	1	26013-060142	BOLT, M6X 14	3	3	3	3				

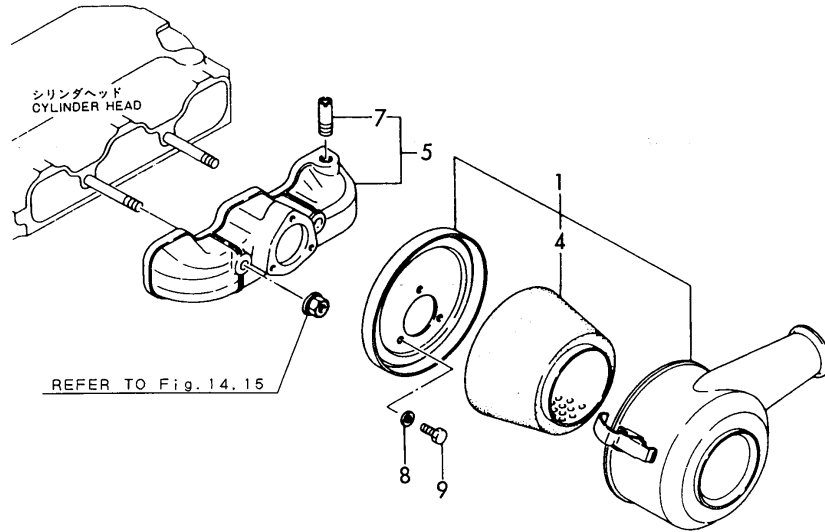
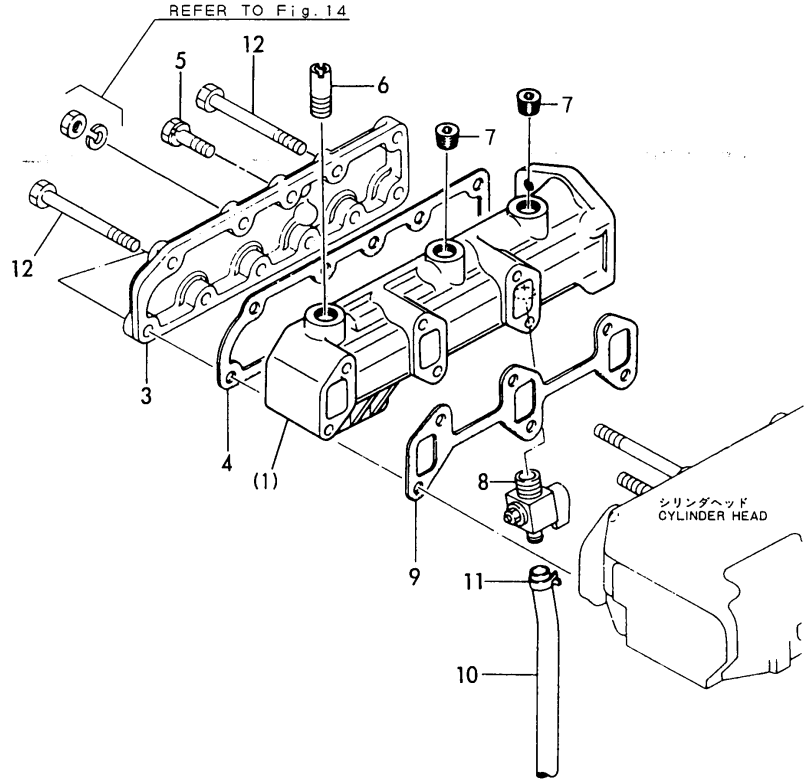


Fig.18. EXHAUST MANIFOLD

(A)=3GM30-YEU
 (B)=3GM30C-YEU
 (C)=3GM30F-YEU

(D)=3GM30FC-YEU
 (E)=
 (F)=

見出しNo. 1は、見出しNo. (1) から8を含みます。
 1 inc. (1) ~ 8



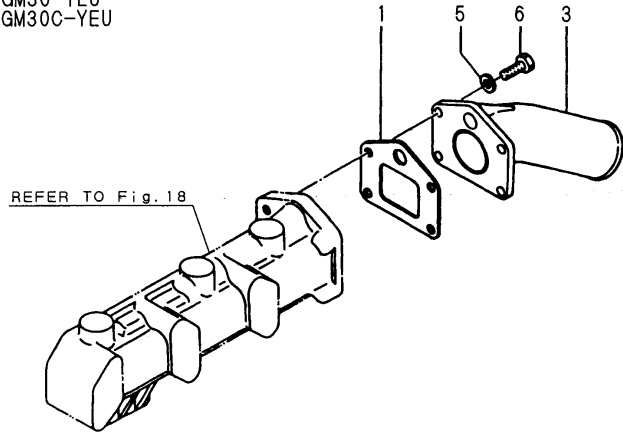
No.	Lev.	Parts No.	Description	Qty						I	R
				(A)	(B)	(C)	(D)	(E)	(F)		
1	1	728370-13501	MANIFOLD ASSY	1	1						
3	2	128370-13160	COVER, MANIFOLD	1	1						
4	2	128370-13181	GASKET	1	1						
5	2	26013-080252	BOLT, M8X 25	5	5						
6	2	127610-42130	JOINT, PIPE	1	1						
7	2	23871-030000	PLUG, R03	2	2						
8	2	104200-11920	COCK, WATER	1	1						
9	1	121450-13251	GASKET, MANIFOLD	1	1						
10	1	23061-100300	PIPE, 10X 300	1	1						
11	1	124223-49750	CLIP, HOSE 13	1	1						
12	1	26115-080802	BOLT, M8X 80	4	4						

Fig.19. MIXING ELBOW

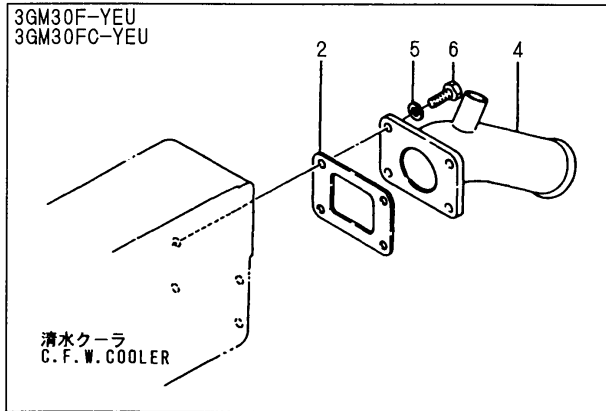
(A)=3GM30-YEU
 (B)=3GM30C-YEU
 (C)=3GM30F-YEU

(D)=3GM30FC-YEU
 (E)=
 (F)=

3GM30-YEU
 3GM30C-YEU



3GM30F-YEU
 3GM30FC-YEU

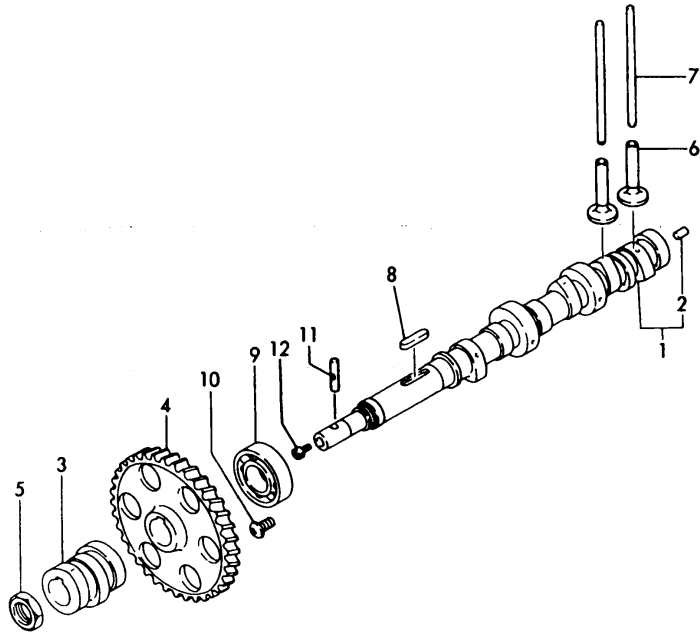


No.	Lev.	Parts No.	Description	Q'ty						I	R
				(A)	(B)	(C)	(D)	(E)	(F)		
1	1	128370-13231	GASKET	1	1						
2	1	128370-13201	GASKET			1	1				
3	1	128377-13530	ELBOW	1	1						
4	1	128397-13530	ELBOW			1	1				
5	1	22217-080000	WASHER, SPRING 8	4	4	4	4				
6	1	26203-080202	BOLT, M8X 20 PLATED	4	4	4	4				

Fig.20. CAMSHAFT

(A)=3GM30-YEU
 (B)=3GM30C-YEU
 (C)=3GM30F-YEU

(D)=3GM30FC-YEU
 (E)=
 (F)=

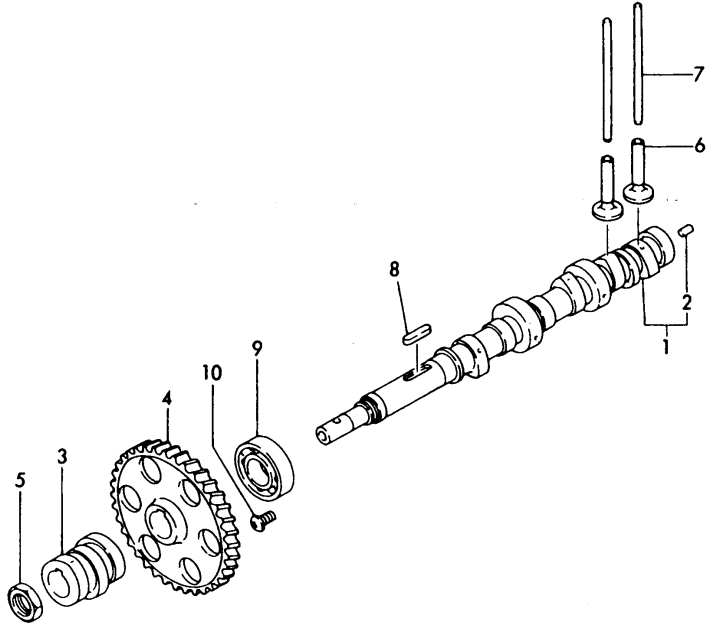


No.	Lev.	Parts No.	Description	Q'ty						I	R
				(A)	(B)	(C)	(D)	(E)	(F)		
1	1	128370-14010	CAMSHAFT	1	1						
2	2	121000-14550	PLUG	1	1						
3	1	121575-14090	CAM, FUEL	1	1						
4	1	129350-14100	GEAR, CAMSHAFT	1	1						
5	1	128170-14150	NUT	1	1						
6	1	104200-14200	TAPPET	6	6						
7	1	121450-14400	ROD, PUSH	6	6						
8	1	22512-070300	KEY, 7X 30	1	1						
9	1	24101-062054	BEARING, BALL 6205	1	1						
10	1	26587-080122	SCREW, M8X12	1	1						
11	1	124070-14760	PIN	1	1						
12	1	26450-050102	BOLT, M5X 10	1	1						

Fig.21. CAMSHAFT

(A)=3GM30-YEU
 (B)=3GM30C-YEU
 (C)=3GM30F-YEU

(D)=3GM30FC-YEU
 (E)=
 (F)=



No.	Lev.	Parts No.	Description	Qty						I	R
				(A)	(B)	(C)	(D)	(E)	(F)		
1	1	128370-14010	CAMSHAFT			1	1				
2	2	121000-14550	PLUG			1	1				
3	1	121575-14090	CAM, FUEL			1	1				
4	1	129350-14100	GEAR, CAMSHAFT			1	1				
5	1	128170-14150	NUT			1	1				
6	1	104200-14200	TAPPET			6	6				
7	1	121450-14400	ROD, PUSH			6	6				
8	1	22512-070300	KEY, 7X 30			1	1				
9	1	24101-062054	BEARING, BALL 6205			1	1				
10	1	26587-080122	SCREW, M8X12			1	1				

Fig.22. CRANKSHAFT & FLYWHEEL

(A)=3GM30-YEU
 (B)=3GM30C-YEU
 (C)=3GM30F-YEU

(D)=3GM30FC-YEU
 (E)=
 (F)=

No.	Lev.	Parts No.	Description	Qty						I	R
				(A)	(B)	(C)	(D)	(E)	(F)		
1	1	721085-21701	CRANKSHAFT ASSY	1	1	1	1				
4	2	22312-080160	PIN, PARALLEL M8X16	1	1	1	1				
4-1	2	129100-01580	PIN, M8X16	1	1	1	1				R
(A=E/#E21261) (B=E/#E21165) (C=E/#E21161) (D=E/#E21177)											
5	2	22512-070180	KEY, 7X 18	2	2	2	2				
6	1	121574-21500	BOLT, FLYWHEEL 10 45	5	5	5	5				
7	1	129350-21200	GEAR, CRANKSHAFT	1	1	1	1				
8	1	121450-21541	NUT, CRANKSHAFT GEAR	1	1	1	1				
9	1	128370-21650	V-PULLEY	1	1	1	1				
10	1	26776-180002	NUT, LOCK M18	1	1	1	1				
11	1	128371-21590	FLYWHEEL ASSY	1	1	1	1				
13	2	124950-21600	GEAR, RING	1	1	1	1				

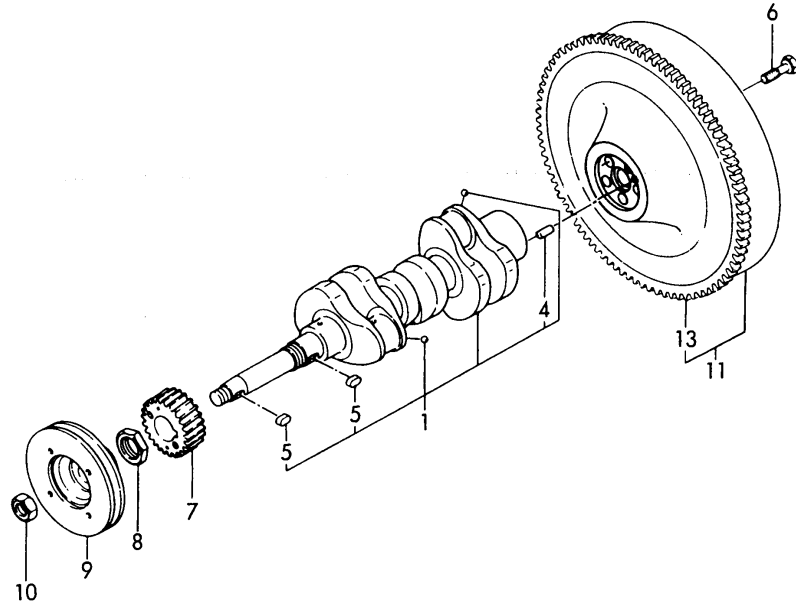
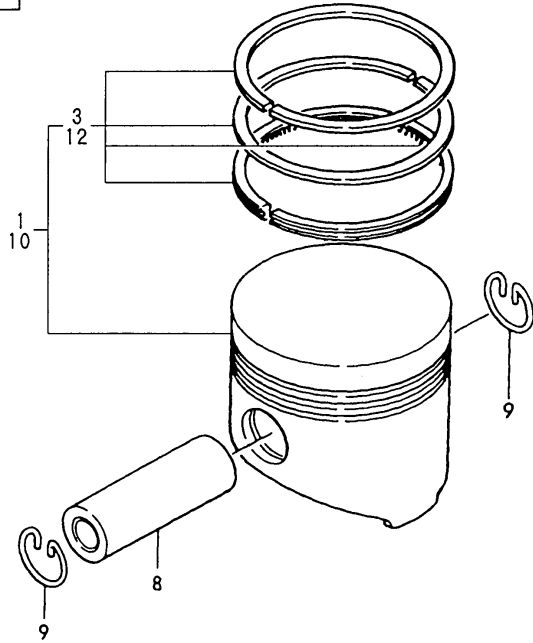


Fig.23. PISTON

(A)=3GM30-YEU
 (B)=3GM30C-YEU
 (C)=3GM30F-YEU

(D)=3GM30FC-YEU
 (E)=
 (F)=

P/C NEWS No:Y00R4601-4
 PUBLISHED:2000/11



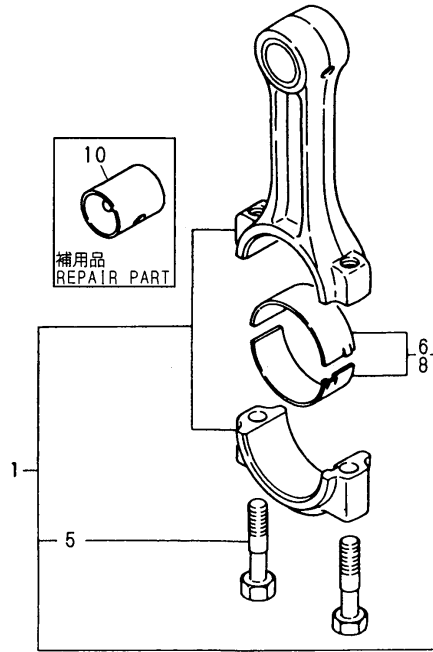
No.	Lev.	Parts No.	Description	Q'ty						I	R
				(A)	(B)	(C)	(D)	(E)	(F)		
1	1	105311-22090	PISTON ASSY, S	3	3	3	3				
3	2	705311-22500	RING SET, PISTON	3	3	3	3				
8	1	105225-22300	PIN, PISTON	3	3	3	3				
9	1	105225-22400	CIRCLIP	6	6	6	6				
10	1	128171-22250	PISTON ASSY, 0.25 OS	3	3	3	3				1
12	2	705325-22540	RING SET, 0.25 OS	3	3	3	3				1

Remarks
 (1)OVER SIZED(O.S=0.25)PART.

Fig.24. CONNECTING ROD

(A)=3GM30-YEU
 (B)=3GM30C-YEU
 (C)=3GM30F-YEU

(D)=3GM30FC-YEU
 (E)=
 (F)=



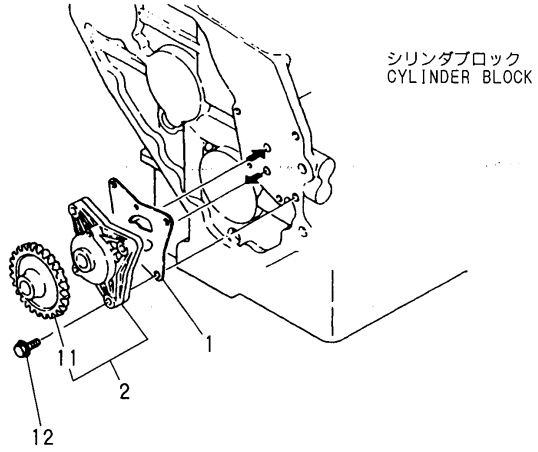
No.	Lev.	Parts No.	Description	Qty						I	R
				(A)	(B)	(C)	(D)	(E)	(F)		
1	1	728171-23100	ROD ASSY, CONNECTING	3	3	3	3				
5	2	105225-23200	BOLT, CONNECTING ROD	6	6	6	6				
6	2	705311-23600	BEARING, CRANK PIN	3	3	3	3				
8	1	105311-23380	METAL ASSY, 0.25	3	3	3	3				1
10	1	105225-23180	BEARING, PISTON PIN	3	3	3	3				2

Remarks
 (1)UNDER SIZED(U.S.=0.25) PART.
 (2)REPAIR PART

Fig.25. LUB. OIL PUMP

(A)=3GM30-YEU
 (B)=3GM30C-YEU
 (C)=3GM30F-YEU

(D)=3GM30FC-YEU
 (E)=
 (F)=



No.	Lev.	Parts No.	Description	Qty						I	R
				(A)	(B)	(C)	(D)	(E)	(F)		
1	1	121450-32021	GASKET, PUMP	1	1	1	1				
2	1	121575-32090	PUMP ASSY, OIL	1	1	1	1				
11	2	121450-32200	GEAR, OIL PUMP	1	1	1	1				
12	1	26013-060222	BOLT, M6X 22	3	3	3	3				

Fig.26. LUB. OIL DIPSTICK

(A)=3GM30-YEU
(B)=3GM30C-YEU
(C)=3GM30F-YEU

(D)=3GM30FC-YEU
(E)=
(F)=

No.	Lev.	Parts No.	Description	Q'ty						I	R
				(A)	(B)	(C)	(D)	(E)	(F)		
1	1	128370-34800	DIPSTICK, OIL	1	1	1	1				
2	1	121575-34830	BRACKET	1	1	1	1				
3	1	124160-34845	GASKET	1	1	1	1				
4	1	26106-080252	BOLT, M8X 25 PLATED	2	2	2	2				

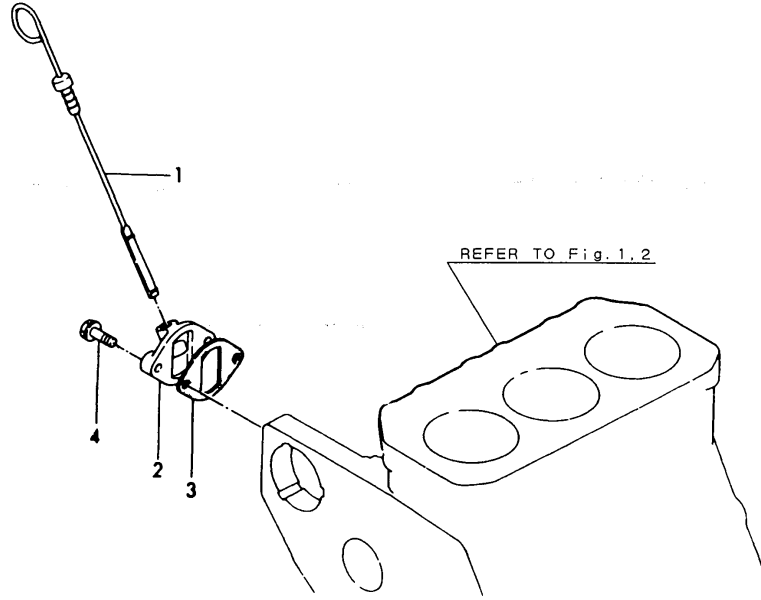


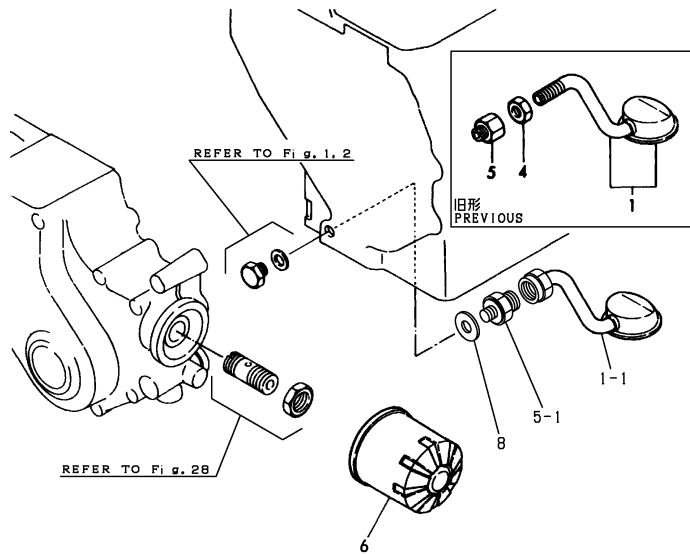
Fig.27. LUB. OIL STRAINER

(A)=3GM30-YEU
(B)=3GM30C-YEU
(C)=3GM30F-YEU

(D)=3GM30FC-YEU
(E)=
(F)=

Y00R4601

Fig. 27 潤滑油フィルタ
LUB. OIL STRAINER



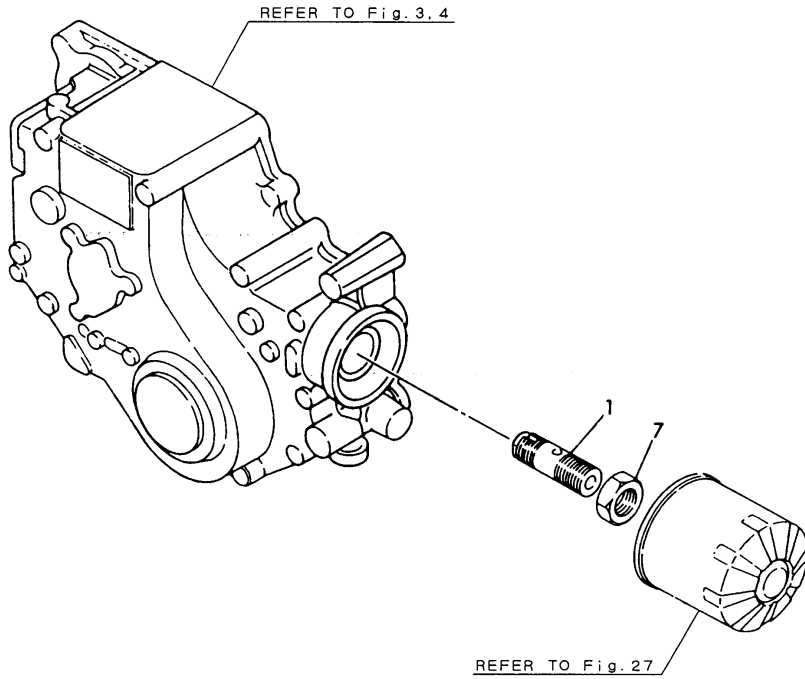
No.	Lev.	Parts No.	Description	Qty						I	R
				(A)	(B)	(C)	(D)	(E)	(F)		
1	1	121450-35090	PIPE ASSY, OIL INLET	1	1	1	1				
1-1	1	128377-35090	PIPE ASSY, OIL INLET	1	1	1	1				S
		(A=E/#E22602) (B=E/#E22236) (C=E/#E22589) (D=E/#E22593)									
4	1	124450-35070	NUT, PF1/4	1	1	1	1				Z
		(A=E/#E22602) (B=E/#E22236) (C=E/#E22589) (D=E/#E22593)									
5	1	121150-35100	BRACKET	1	1	1	1				
5-1	1	128377-35030	RETAINER	1	1	1	1				S
		(A=E/#E22602) (B=E/#E22236) (C=E/#E22589) (D=E/#E22593)									
6	1	119305-35170	FILTER ASSY, D68XL65	1	1	1	1				
8	1	23414-130000	GASKET, 13X1.0	1	1	1	1				W
		(A=E/#E22602) (B=E/#E22236) (C=E/#E22589) (D=E/#E22593)									

Remarks
(1)O-ring is integrated type.
(integrated to the LO.filter)

Fig.28. L.O.PRESS.REGULATING VALVE

(A)=3GM30-YEU
 (B)=3GM30C-YEU
 (C)=3GM30F-YEU

(D)=3GM30FC-YEU
 (E)=
 (F)=

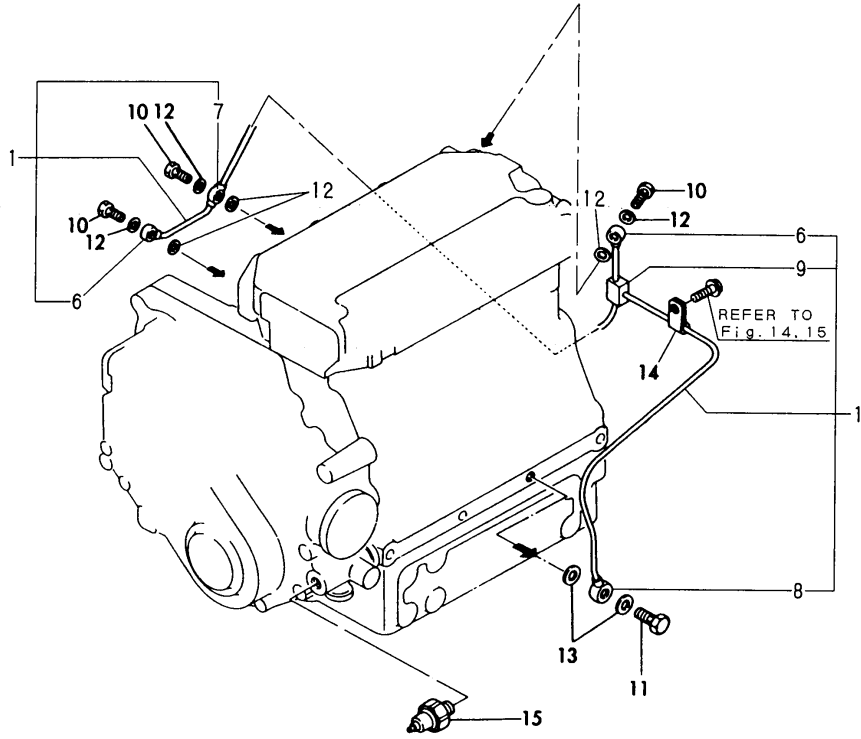


No.	Lev.	Parts No.	Description	Q'ty						I	R
				(A)	(B)	(C)	(D)	(E)	(F)		
1	1	124085-35300	VALVE ASSY, CONTROL	1	1	1	1				
7	1	124085-35350	NUT, M20	1	1	1	1				

Fig.29. LUB. OIL PIPE

(A)=3GM30-YEU
 (B)=3GM30C-YEU
 (C)=3GM30F-YEU

(D)=3GM30FC-YEU
 (E)=
 (F)=

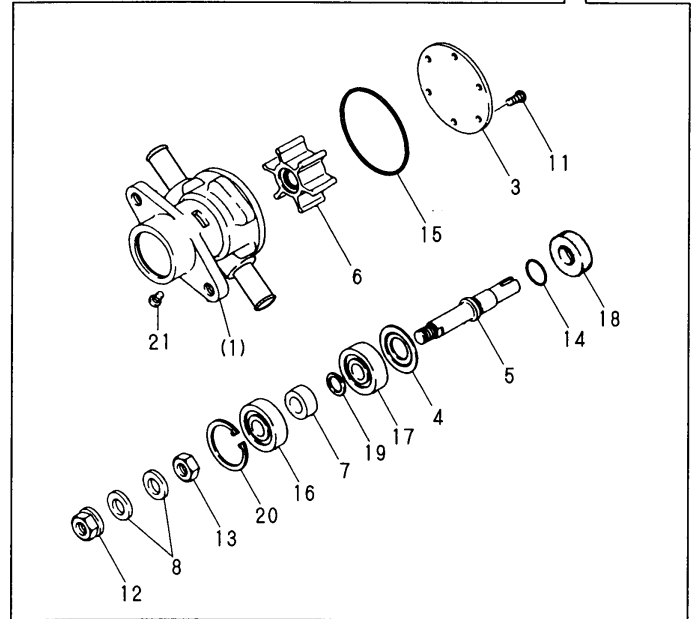
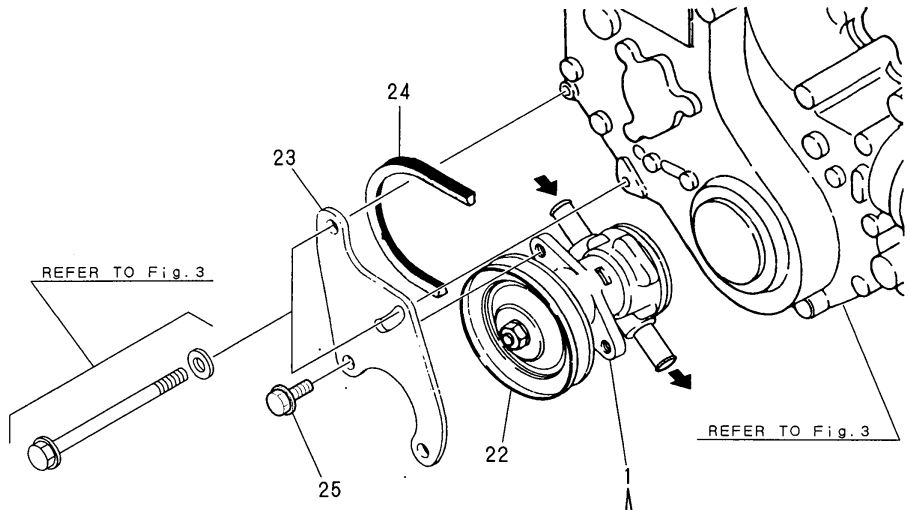


No.	Lev.	Parts No.	Description	Q'ty						I	R
				(A)	(B)	(C)	(D)	(E)	(F)		
1	1	128370-39200	PIPE, OIL	1	1	1	1				
6	2	103288-39170	JOINT, PIPE	2	2	2	2				
7	2	124450-39180	JOINT, PIPE	1	1	1	1				
8	2	124160-39540	JOINT, PIPE 10	1	1	1	1				
9	2	121750-39550	JOINT, 3-WAY	1	1	1	1				
10	1	124550-59820	BOLT, PIPE JOINT M8	3	3	3	3				
11	1	124160-39140	BOLT, PIPE JOINT M10	1	1	1	1				
12	1	23414-080000	GASKET, 8X1.0	6	6	6	6				
13	1	23414-100000	GASKET, 10X1.0	2	2	2	2				
14	1	124450-39240	RETAINER, PIPE	1	1	1	1				
15	1	124060-39451	SWITCH, 0.2KG	1	1	1	1				

Fig.30. COOLING SEA WATER PUMP

(A)=3GM30-YEU
(B)=3GM30C-YEU
(C)=3GM30F-YEU

(D)=3GM30FC-YEU
(E)=
(F)=

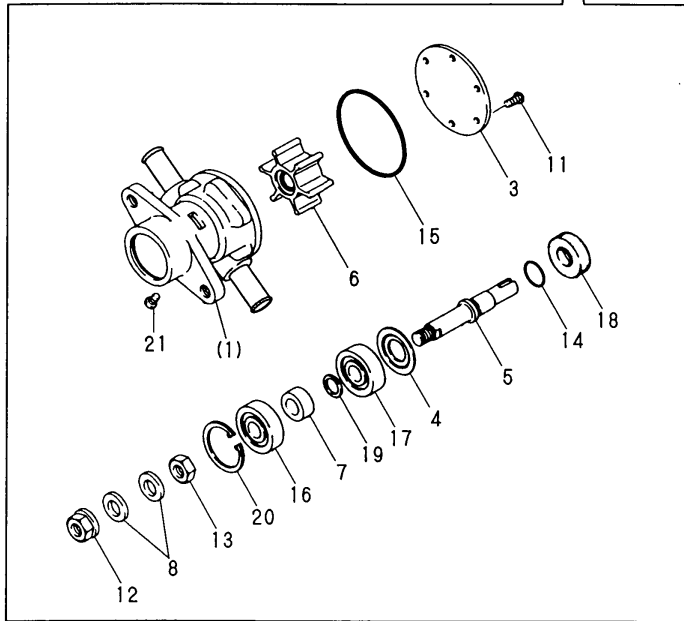
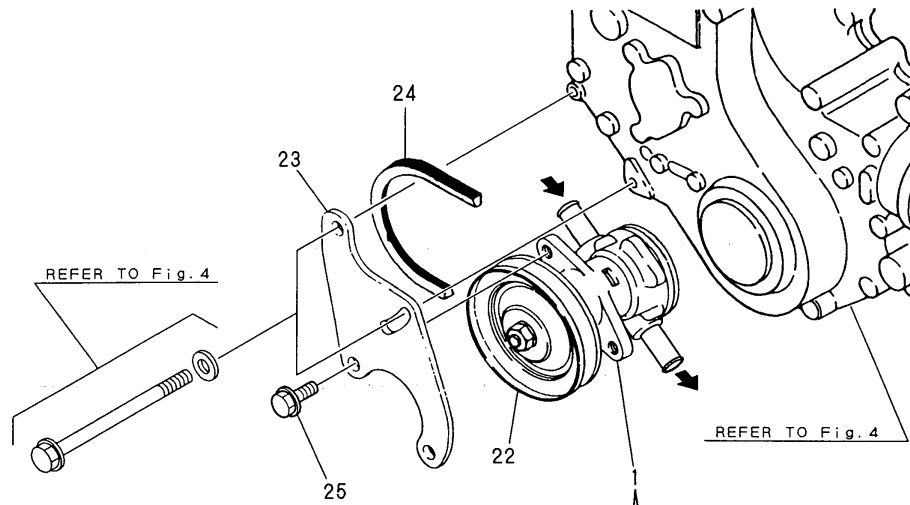


No.	Lev.	Parts No.	Description	Q'ty						I	R
				(A)	(B)	(C)	(D)	(E)	(F)		
1	1	128377-42500	PUMP ASSY, WATER	1	1						
3	2	X0142398	COVER	1	1						
4	2	X0145050	PLATE	1	1						
5	2	X0146541	SHAFT	1	1						
6	2	X08810B	IMPELLER	1	1						
7	2	X0146496	SPACER	1	1						
7-1	2	X0146542	SPACER	1	1						N
		(A=E/#E21479) (B=E/#E21465)									
8	2	X0501133	WASHER	2	2						
11	2	X0504163	SCREW	6	6						
11-1	2	128377-42520	SCREW	6	6						R
		(A=FROM 1ST) (B=FROM 1ST)									
12	2	X0505527	NUT, LOCK	1	1						
13	2	X0505528	NUT	1	1						
14	2	X0506513	O-RING	1	1						
15	2	X0506523	O-RING	1	1						
15-1	2	X0506597	O-RING	1	1						N
		(A=E/#E21479) (B=E/#E21465)									
16	2	X0508124	BEARING, BALL	1	1						
17	2	X0508130	BEARING, BALL	1	1						
18	2	X0529139	SEAL, LIP	1	1						
19	2	X0534501	RING, RETAINING	1	1						
20	2	X0534511	RING, RETAINING	1	1						
21	2	X0504124	SCREW	1	1						
22	2	124070-42400	V-PULLEY	1	1						
23	2	128377-42150	BRACKET, PUMP	1	1						
24	1	104511-78780	V-BELT, M/19	1	1						
25	1	26106-080122	BOLT, M8X 12 PLATED	2	2						

Fig.31. COOLING SEA WATER PUMP

(A)=3GM30-YEU
 (B)=3GM30C-YEU
 (C)=3GM30F-YEU

(D)=3GM30FC-YEU
 (E)=
 (F)=

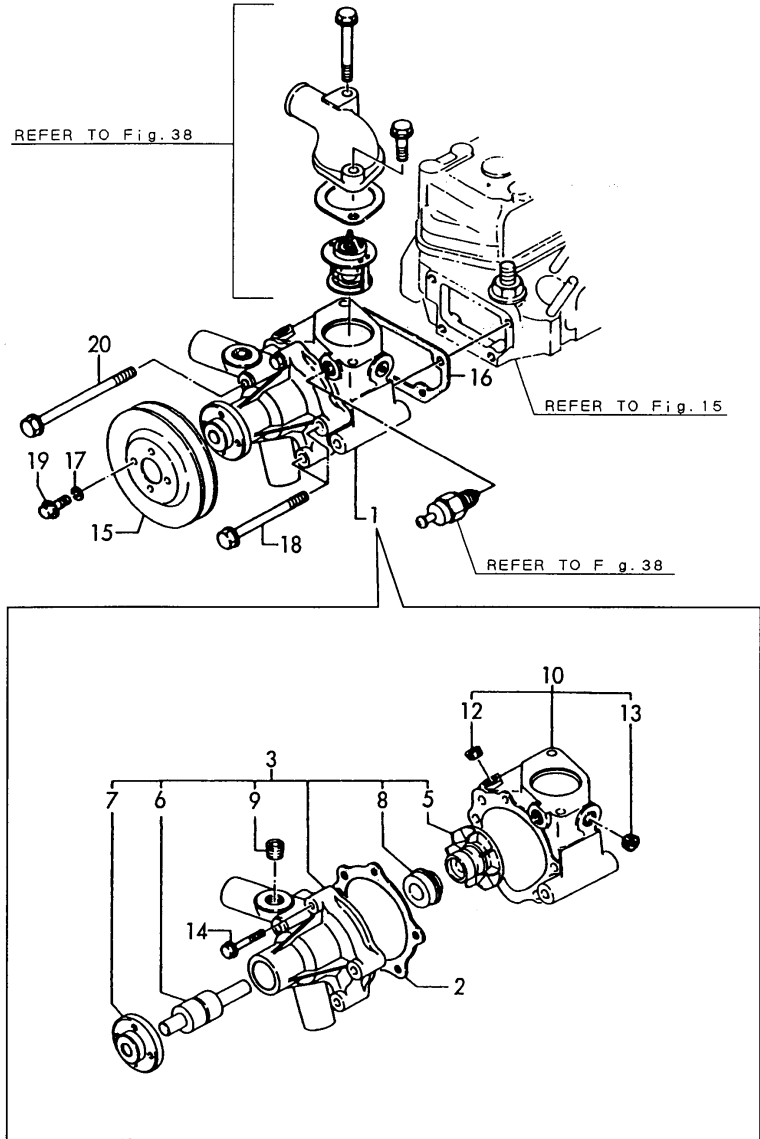


No.	Lev.	Parts No.	Description	Qty						I	R
				(A)	(B)	(C)	(D)	(E)	(F)		
1	1	128397-42500	PUMP ASSY, WATER			1	1				
3	2	X0142398	COVER			1	1				
4	2	X0145050	PLATE			1	1				
5	2	X0146541	SHAFT			1	1				
6	2	X08810B	IMPELLER			1	1				
7	2	X0146496	SPACER			1	1				
7-1	2	X0146542	SPACER			1	1				N
			(C=#E21401) (D=#E21459)								
8	2	X0501133	WASHER			2	2				
11	2	X0504163	SCREW			6	6				
11-1	2	128377-42520	SCREW			6	6				R
			(C=FROM 1ST) (D=FROM 1ST)								
12	2	X0505527	NUT, LOCK			1	1				
13	2	X0505528	NUT			1	1				
14	2	X0506513	O-RING			1	1				
15	2	X0506523	O-RING			1	1				
15-1	2	X0506597	O-RING			1	1				N
			(C=#E21401) (D=#E21459)								
16	2	X0508124	BEARING, BALL			1	1				
17	2	X0508130	BEARING, BALL			1	1				
18	2	X0529139	SEAL, LIP			1	1				
19	2	X0534501	RING, RETAINING			1	1				
20	2	X0534511	RING, RETAINING			1	1				
21	2	X0504124	SCREW			1	1				
22	1	124070-42400	V-PULLEY			1	1				
23	1	128377-42150	BRACKET, PUMP			1	1				
24	1	104511-78780	V-BELT, M/19			1	1				
25	1	26106-080122	BOLT, M8X 12 PLATED			2	2				

Fig.32. COOLING FRESH WATER PUMP

(A)=3GM30-YEU
(B)=3GM30C-YEU
(C)=3GM30F-YEU

(D)=3GM30FC-YEU
(E)=
(F)=

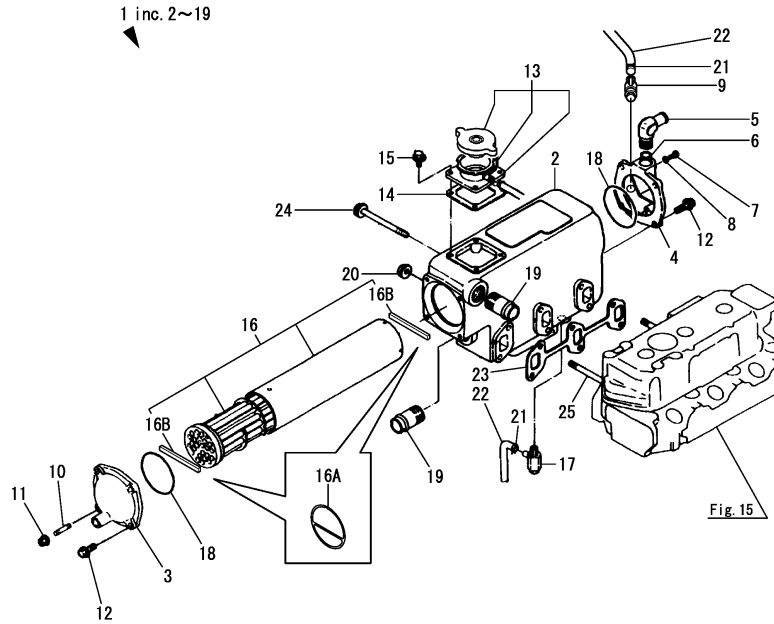


No.	Lev.	Parts No.	Description	Q'ty						I	R
				(A)	(B)	(C)	(D)	(E)	(F)		
1	1	128695-42010	PUMP ASSY, WATER			1	1				
2	2	121000-42051	GASKET, WATER PUMP			1	1				
3	2	121000-42100	PUMP ASSY, WATER			1	1				
5	3	129350-42200	IMPELLER			1	1				
6	3	121450-42240	BEARING, SHAFT			1	1				
7	3	121450-42260	FLANGE, V-PULLEY			1	1				
8	3	121450-42310	SEAL, MECHANICAL			1	1				
9	3	23871-030000	PLUG, R03			1	1				
10	2	728695-43500	BRACKET ASSY			1	1				
12	3	23871-020000	PLUG, R02			1	1				
13	3	23871-030000	PLUG, R03			1	1				
14	2	26106-060322	BOLT, M6X 32 PLATED			1	1				
15	1	128695-42350	V-PULLEY			1	1				
16	1	121450-44410	GASKET			1	1				
17	1	22217-060000	WASHER, SPRING 6			4	4				
18	1	26106-080902	BOLT, M8X 90 PLATED			3	3				
19	1	26106-060102	BOLT, M6X 10 PLATED			4	4				
20	1	26106-081102	BOLT, M8X110 PLATED			1	1				

Fig.33. COOLING FRESH WATER COOLER

(A)=3GM30-YEU
(B)=3GM30C-YEU
(C)=3GM30F-YEU

(D)=3GM30FC-YEU
(E)=
(F)=



No.	Lev.	Parts No.	Description	Q'ty						I	R
				(A)	(B)	(C)	(D)	(E)	(F)		
1	1	128397-44900	COOLER ASSY, WATER			1	1				
1-1	1	128397-44901	COOLER ASSY, WATER (C=EXXXXX) (D=EXXXXX)			1	1				R 1
2	2	128397-44010	BODY, TANK			1	1				
3	2	128397-44050	COVER			1	1				
4	2	128397-44060	COVER			1	1				
5	2	128690-49310	ELBOW			1	1				
5-1	2	128397-49310	ELBOW (C=E/#E22589) (D=E/#E22593)			1	1				R
6	2	24311-000160	O-RING, 1AP16.0			1	1				
7	2	26554-050102	SCREW, M5X10			1	1				
7-1	2	128297-49320	SCREW (C=E/#E23284) (D=E/#E23313)			1	1				R
8	2	23414-050000	GASKET, 5X1.0			1	1				
9	2	128695-44090	COCK			1	1				
10	2	26216-060182	STUD, M6X 18			1	1				
11	2	26366-060002	NUT, M6			1	1				
12	2	26106-060182	BOLT, M6X 18 PLATED			7	7				
13	2	128397-44600	FILLER ASSY			1	1				
14	2	123682-44201	GASKET			1	1				
15	2	26106-060122	BOLT, M6X 12 PLATED			4	4				
16	2	128397-44400	CORE ASSY, COOLER			1	1				
16-1	2	128397-44401	CORE ASSY, COOLER (C=EXXXXX) (D=EXXXXX)			1	1				F 2
16A	2	128297-44030	GASKET (C=EXXXXX) (D=EXXXXX)			2	2				W 2
16B	3	128297-44490	SEAL (C=FROM 1ST) (D=FROM 1ST)			2	2				W
16B-1	3	128297-44490	SEAL (C=EXXXXX) (D=EXXXXX)			2	2				Z
17	2	120130-49350	COCK, 1/4			1	1				
18	2	24311-000700	O-RING, 1AP70.0			2	2				
19	2	124160-49480	JOINT, PIPE			2	2				
20	1	26366-080002	NUT, M8			2	2				
21	1	124460-77680	RETAINER			2	2				
22	1	23061-070300	PIPE, 7X 300			2	2				
23	1	121450-13251	GASKET, MANIFOLD			1	1				
24	1	26106-080902	BOLT, M8X 90 PLATED			4	4				
25	1	26216-080902	STUD, M8X 90			2	2				

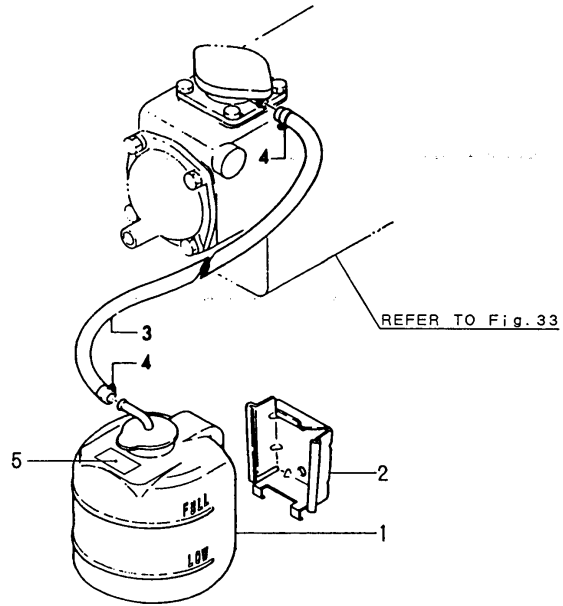
Remarks

- (1)From made of VALEO made of MOTA.
- (2)GASKET addition arrangements main point when CORE ASSY is exchanged cooler by manufacturer change.

Fig.34. SUB TANK

(A)=3GM30-YEU
 (B)=3GM30C-YEU
 (C)=3GM30F-YEU

(D)=3GM30FC-YEU
 (E)=
 (F)=

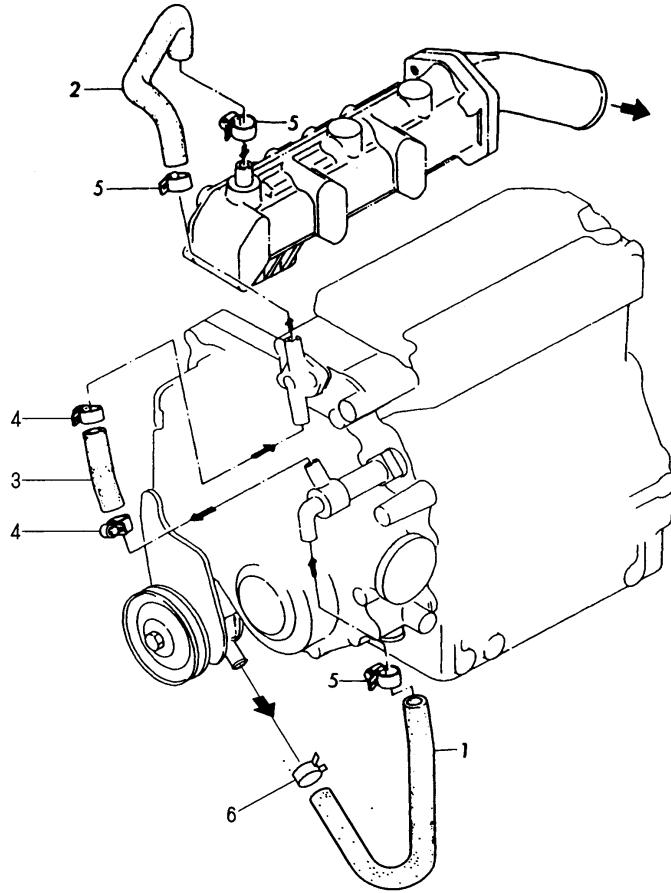


No.	Lev.	Parts No.	Description	Q'ty						I	R
				(A)	(B)	(C)	(D)	(E)	(F)		
1	1	128397-44500	TANK ASSY, SUB			1	1				
2	1	128397-44510	BRACKET			1	1				
3	1	124790-44560	PIPE, WATER L=1000			1	1				
4	1	23010-013000	CLAMP 13			2	2				
5	1	129670-44570	LABEL			1	1				W
			(C=FROM 1ST) (D=FROM 1ST)								

Fig.35. COOLING SEA WATER PIPE

(A)=3GM30-YEU
 (B)=3GM30C-YEU
 (C)=3GM30F-YEU

(D)=3GM30FC-YEU
 (E)=
 (F)=

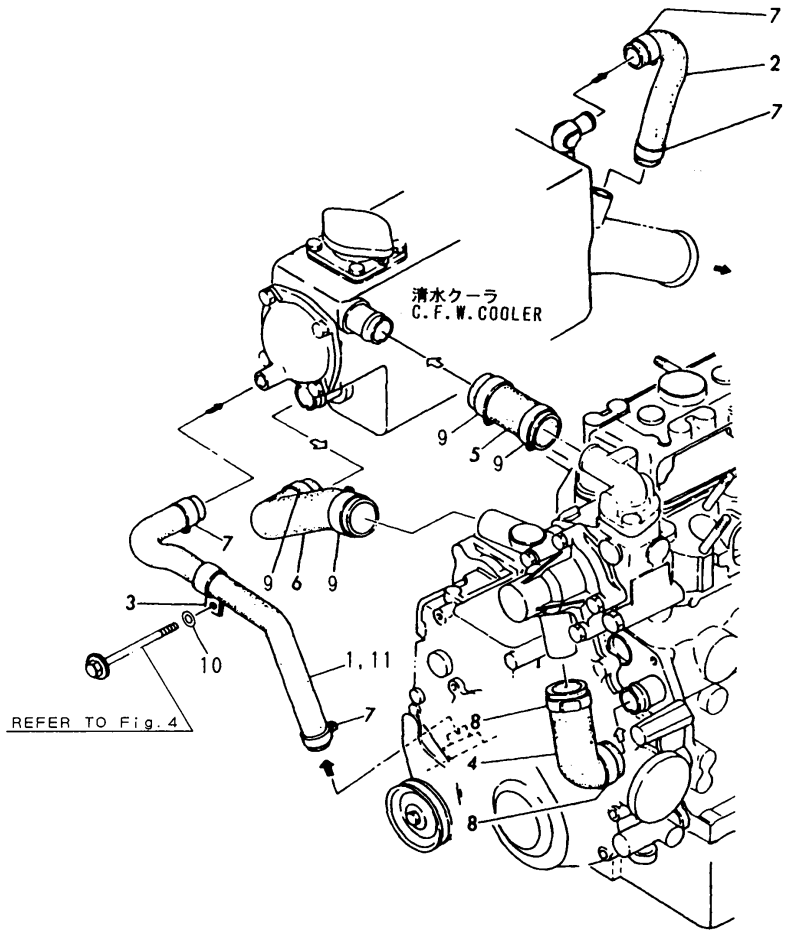


No.	Lev.	Parts No.	Description	Q'ty						I	R
				(A)	(B)	(C)	(D)	(E)	(F)		
1	1	128377-49010	PIPE, WATER	1	1						
2	1	128370-49020	PIPE, WATER	1	1						
3	1	128270-49050	PIPE, WATER	1	1						
4	1	23000-022000	CLAMP, 22	2	2						
5	1	23000-022000	CLAMP, 22	3	3						
6	1	23000-025000	CLAMP, 25	1	1						

Fig.36. COOLING FRESH WATER PIPE

(A)=3GM30-YEU
 (B)=3GM30C-YEU
 (C)=3GM30F-YEU

(D)=3GM30FC-YEU
 (E)=
 (F)=



No.	Lev.	Parts No.	Description	Q'ty						I	R	
				(A)	(B)	(C)	(D)	(E)	(F)			
1	1	128690-49010	PIPE, WATER			1	1					
2	1	124770-49040	PIPE, WATER			1	1					
3	1	121575-49310	RETAINER, PIPE			1	1					
4	1	128290-49510	PIPE, WATER			1	1					
5	1	128695-49520	PIPE, WATER			1	1					
6	1	128695-49530	PIPE, WATER			1	1					
7	1	23000-025000	CLAMP, 25			4	4					
8	1	23000-041000	CLAMP, 41			2	2					
9	1	23000-041000	CLAMP, 41			4	4					
10	1	22137-060000	WASHER, 6			1	1					
11	1	128291-49020	PIPE, WATER			1	1					1

Remarks
 (1)V TYPE SPEC.

Fig.37. THERMOSTAT

(A)=3GM30-YEU
 (B)=3GM30C-YEU
 (C)=3GM30F-YEU

(D)=3GM30FC-YEU
 (E)=
 (F)=

No.	Lev.	Parts No.	Description	Q'ty						I	R
				(A)	(B)	(C)	(D)	(E)	(F)		
1	1	105582-49200	THERMOSTAT	1	1						
2	1	128275-91340	SWITCH, 65	1	1						
3	1	128270-49100	BRACKET	1	1						
4	1	121450-44410	GASKET	1	1						
5	1	26116-080602	BOLT, M8X 60 PLATED	4	4						
6	1	128170-49150	COVER, THERMOSTAT	1	1						
7	1	104211-49160	GASKET	1	1						
8	1	26106-060182	BOLT, M6X 18 PLATED	2	2						
9	1	22217-080000	WASHER, SPRING 8	4	4						

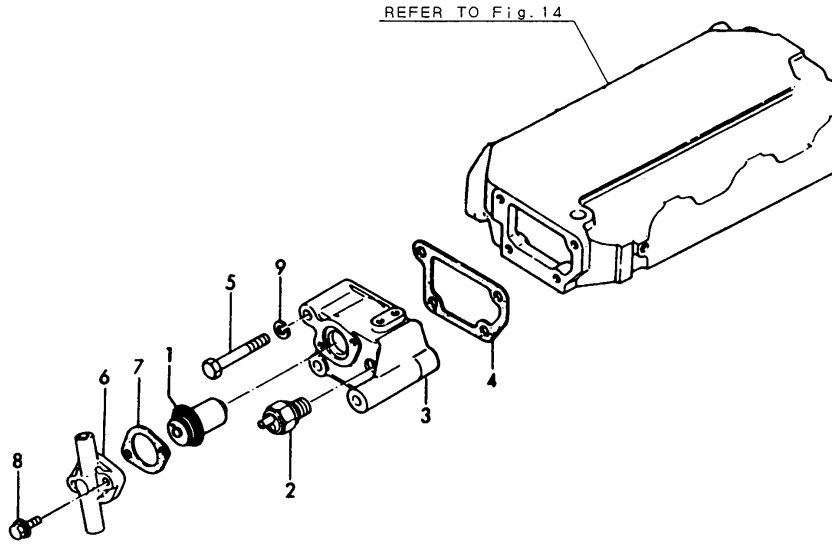
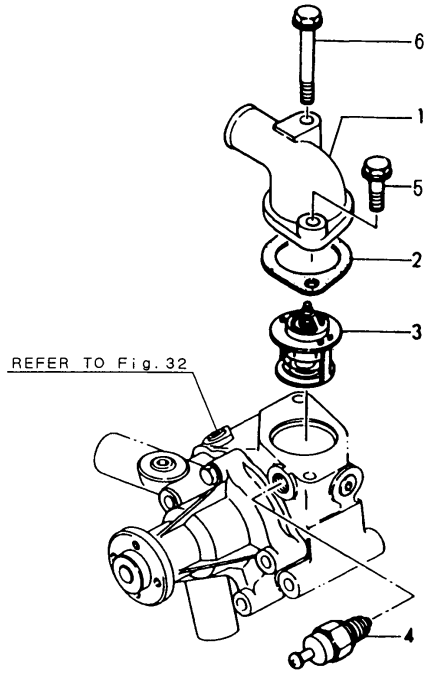


Fig.38. THERMOSTAT

(A)=3GM30-YEU
 (B)=3GM30C-YEU
 (C)=3GM30F-YEU

(D)=3GM30FC-YEU
 (E)=
 (F)=

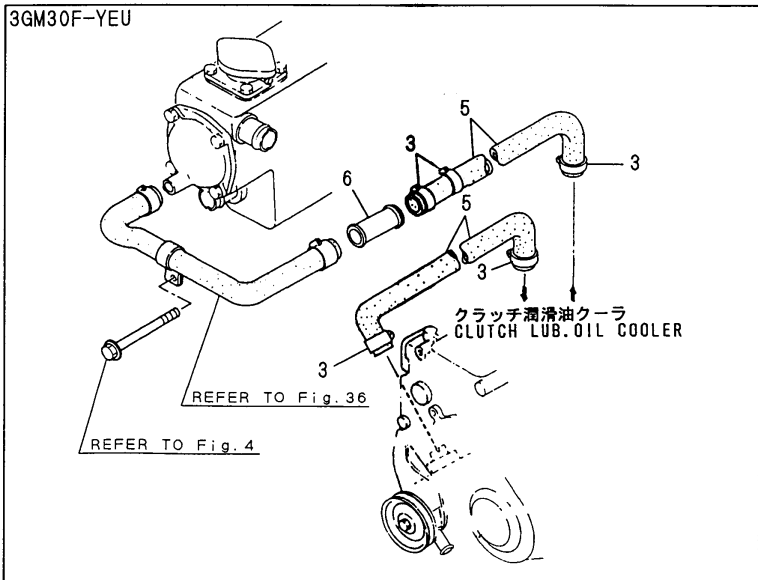
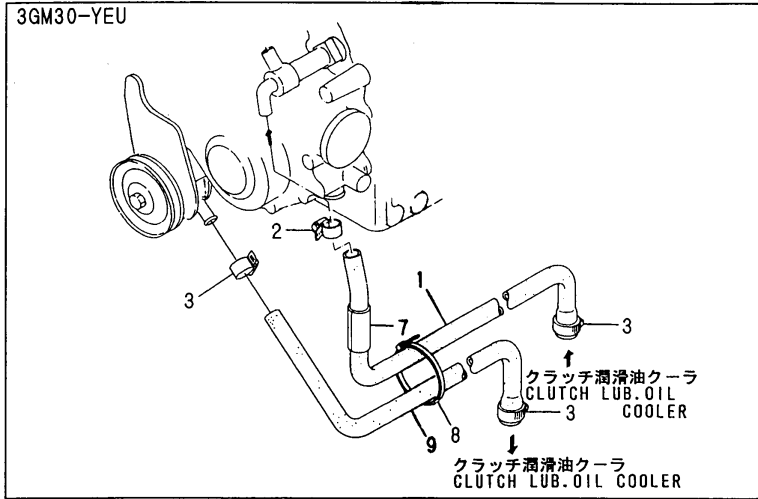
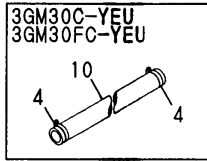


No.	Lev.	Parts No.	Description	Q'ty						I	R
				(A)	(B)	(C)	(D)	(E)	(F)		
1	1	124101-49530	COVER, THERMOSTAT			1	1				
2	1	124736-49540	GASKET			1	1				
3	1	121750-49800	THERMOSTAT			1	1				
4	1	127610-91350	SWITCH, 95			1	1				
5	1	26106-080302	BOLT, M8X 30 PLATED			1	1				
6	1	26106-080652	BOLT, M8X 65 PLATED			1	1				

Fig.39. COOLING SEA WATER PIPE(OPTIONAL)

(A)=3GM30-YEU
(B)=3GM30C-YEU
(C)=3GM30F-YEU

(D)=3GM30FC-YEU
(E)=
(F)=

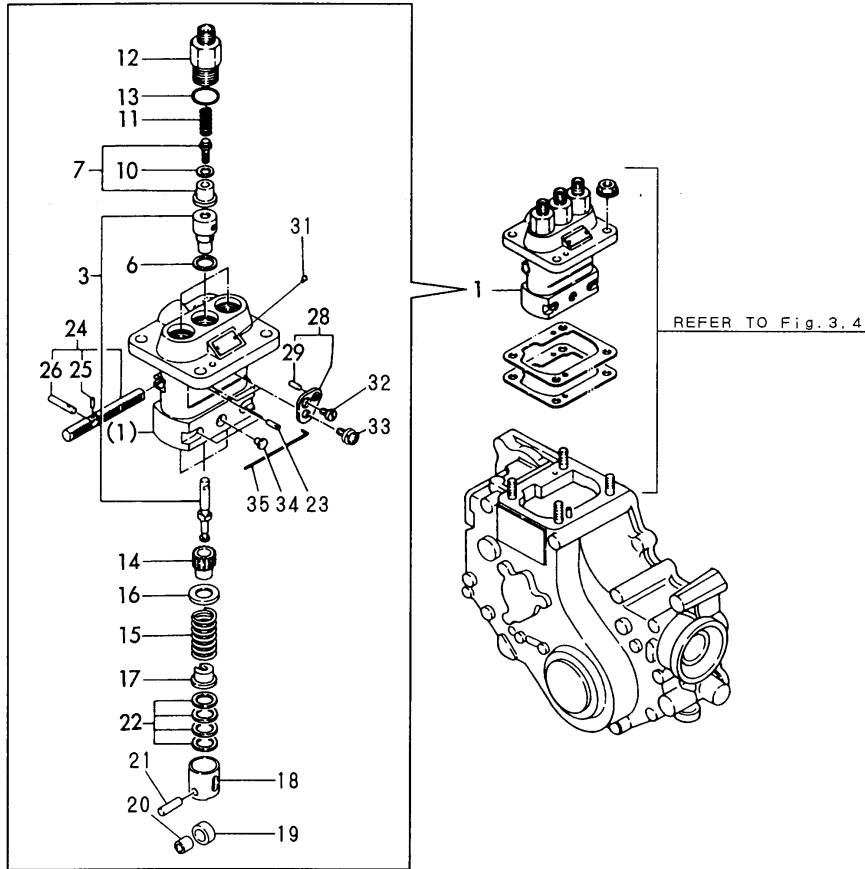


No.	Lev.	Parts No.	Description	Q'ty						I	R
				(A)	(B)	(C)	(D)	(E)	(F)		
1	1	128170-49081	PIPE, WATER	1							
2	1	23000-022000	CLAMP, 22	1							
3	1	23000-025000	CLAMP, 25	3		5					
4	1	23000-025000	CLAMP, 25		2		2				
5	1	124223-49050	PIPE, WATER			2					
6	1	128291-49250	JOINT			1					
7	1	128271-49450	TUBE, PROTECT	1							
8	1	121750-59890	BAND, 140	1							
9	1	124223-49050	PIPE, WATER	1							
10	1	124223-49050	PIPE, WATER		1		1				

Fig.40. FUEL INJECTION PUMP

(A)=3GM30-YEU
(B)=3GM30C-YEU
(C)=3GM30F-YEU

(D)=3GM30FC-YEU
(E)=
(F)=

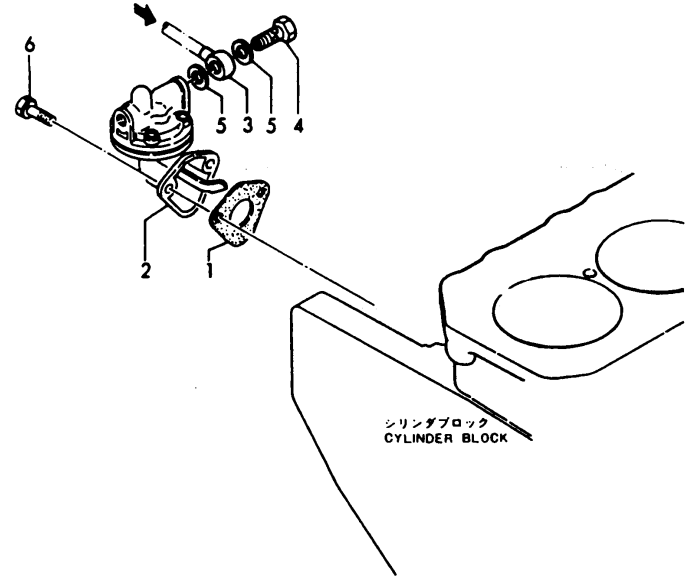


No.	Lev.	Parts No.	Description	Q'ty						I	R
				(A)	(B)	(C)	(D)	(E)	(F)		
1	1	728374-51101	PUMP ASSY, INJECTION	1	1	1	1				
3	2	128170-51101	PLUNGER ASSY	3	3	3	3				
6	2	124950-51270	GASKET	3	3	3	3				
7	2	105500-51300	VALVE ASSY, DELIVERY	3	3	3	3				
10	2	124550-51350	GASKET, DELIVERY	3	3	3	3				
11	2	124550-51320	SPRING, DELIVERY	3	3	3	3				
12	2	124550-51341	HOLDER, DELIVERY L43	3	3	3	3				
13	2	124550-51370	O-RING	3	3	3	3				
14	2	124950-51510	PINION	3	3	3	3				
15	2	124950-51190	SPRING, PLUNGER	3	3	3	3				
16	2	174307-51170	RETAINER, SPRING A	3	3	3	3				
17	2	174307-51181	RETAINER, SPRING B	3	3	3	3				
18	2	124550-51200	TAPPET	3	3	3	3				
19	2	111100-51220	ROLLER, TAPPET	3	3	3	3				
20	2	111100-51210	ROLLER, TAPPET	3	3	3	3				
21	2	174100-54120	PIN	3	3	3	3				
22	2	174307-51700	SHIM SET	3	3	3	3				
23	2	103854-51251	PIN, PLUNGER	1	1	1	1				
24	2	121450-51500	RACK, CONTROL	1	1	1	1				
25	3	121450-51550	PIN	1	1	1	1				
26	3	124550-51590	RETAINER	1	1	1	1				
28	2	124950-51640	PLATE ASSY, ADJUST	2	2	2	2				
29	3	124950-51670	PIN	2	2	2	2				
31	2	124220-51890	RIVET	2	2	2	2				
32	2	103854-51660	SCREW	2	2	2	2				
33	2	26033-050102	SCREW, M5X10	2	2	2	2				
34	2	124950-51450	PIECE, GUIDE	3	3	3	3				
35	2	121150-51460	PIN, GUIDE	1	1	1	1				

Fig.41. FUEL FEED PUMP

(A)=3GM30-YEU
 (B)=3GM30C-YEU
 (C)=3GM30F-YEU

(D)=3GM30FC-YEU
 (E)=
 (F)=



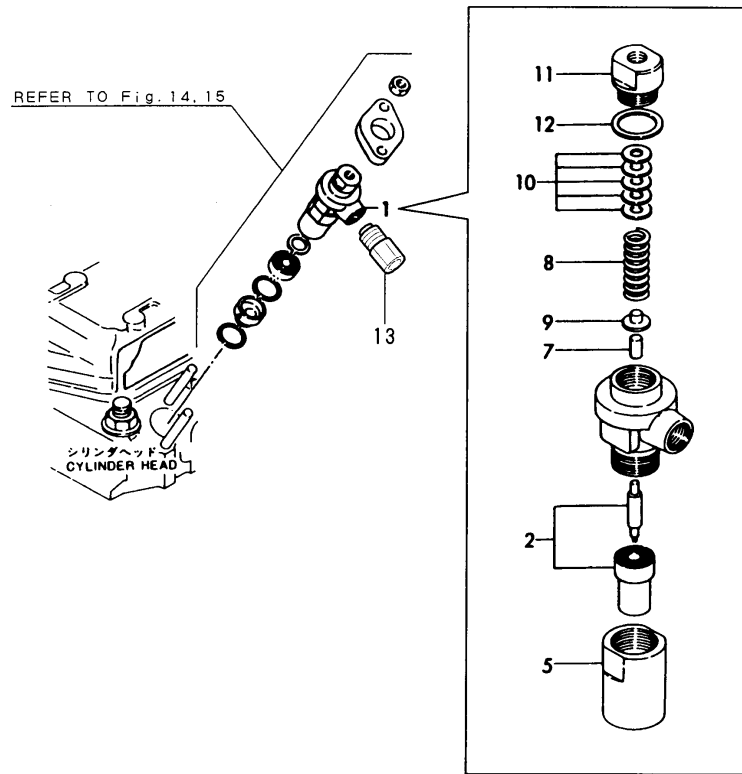
No.	Lev.	Parts No.	Description	Q'ty						I	R
				(A)	(B)	(C)	(D)	(E)	(F)		
1	1	121520-01851	GASKET	1	1	1	1				
2	1	129301-52020	PUMP ASSY, FUEL FEED	1	1	1	1				
2-1	1	128270-52010	PUMP ASSY, FUEL FEED	1	1	1	1				S 1
(A=E/#E32488) (B=E/#00211) (C=E/#E32450) (D=E/#00533)											
3	1	104264-59030	JOINT, PIPE 8	1	1	1	1				
4	1	105582-59150	BOLT, PIPE JOINT M8	1	1	1	1				
5	1	23414-080000	GASKET, 8X1.0	2	2	2	2				
6	1	26013-060162	BOLT, SPRING M6X 16	2	2	2	2				

Remarks
 (1)Fig.45 No.18-1 interchangeable by set.

Fig.42. FUEL INJECTION VALVE

(A)=3GM30-YEU
 (B)=3GM30C-YEU
 (C)=3GM30F-YEU

(D)=3GM30FC-YEU
 (E)=
 (F)=

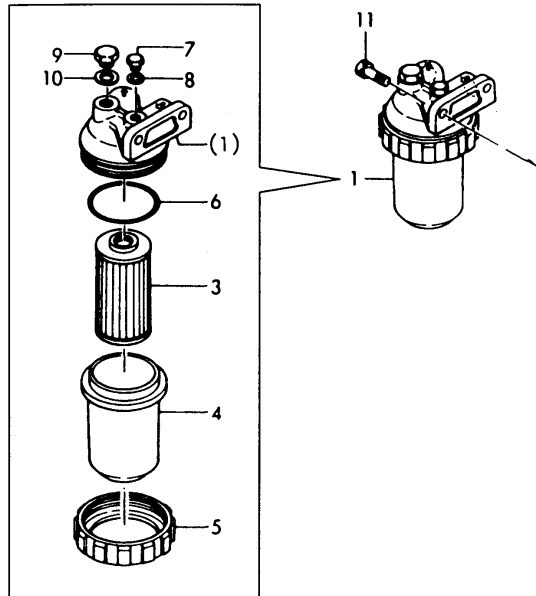


No.	Lev.	Parts No.	Description	Q'ty						I	R
				(A)	(B)	(C)	(D)	(E)	(F)		
1	1	728170-53100	VALVE ASSY,INJECTION	3	3	3	3				
2	2	124770-53000	VALVE ASSY,INJECTION	3	3	3	3				
5	2	128170-53080	NUT, NOZZLE	3	3	3	3				
7	2	113200-53110	SPINDLE, INTER	3	3	3	3				
8	2	104211-53120	SPRING, NOZZLE	3	3	3	3				
9	2	113200-53120	RETAINER, SPRING	3	3	3	3				
10	2	110250-53150	PLATE ASSY, ADJUST	3	3	3	3				
11	2	103854-53180	RETAINER, SPRING	3	3	3	3				
12	2	172100-53200	GASKET	3	3	3	3				
13	1	128277-53300	JOINT ASSY	3	3	3	3				W
(A=E/#E20825) (B=E/#E20983) (C=E/#E20804) (D=E/#E20805)											

Fig.43. FUEL STRAINER

(A)=3GM30-YEU
 (B)=3GM30C-YEU
 (C)=3GM30F-YEU

(D)=3GM30FC-YEU
 (E)=
 (F)=

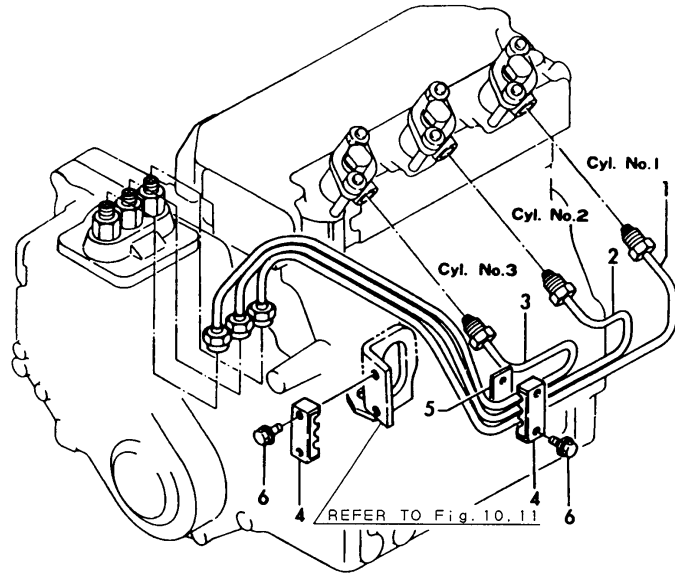


No.	Lev.	Parts No.	Description	Q'ty						I	R
				(A)	(B)	(C)	(D)	(E)	(F)		
1	1	124790-55601	STRAINER ASSY, FUEL	1	1	1	1				
3	2	104500-55710	ELEMENT	1	1	1	1				
4	2	121370-55730	CUP, STRAINER	1	1	1	1				
5	2	110250-55610	RING, RETAINING	1	1	1	1				
6	2	24341-000440	O-RING, 1AS44.0	1	1	1	1				
7	2	101720-55750	PLUG, 6	1	1	1	1				
8	2	23418-060000	GASKET, 6X1.0	1	1	1	1				
9	2	135210-51900	PLUG	1	1	1	1				
10	2	23414-080012	GASKET, 8X1.0	1	1	1	1				
11	1	26013-060162	BOLT, M6X 16	2	2	2	2				

Fig.44. FUEL INJECTION PIPE

(A)=3GM30-YEU
(B)=3GM30C-YEU
(C)=3GM30F-YEU

(D)=3GM30FC-YEU
(E)=
(F)=

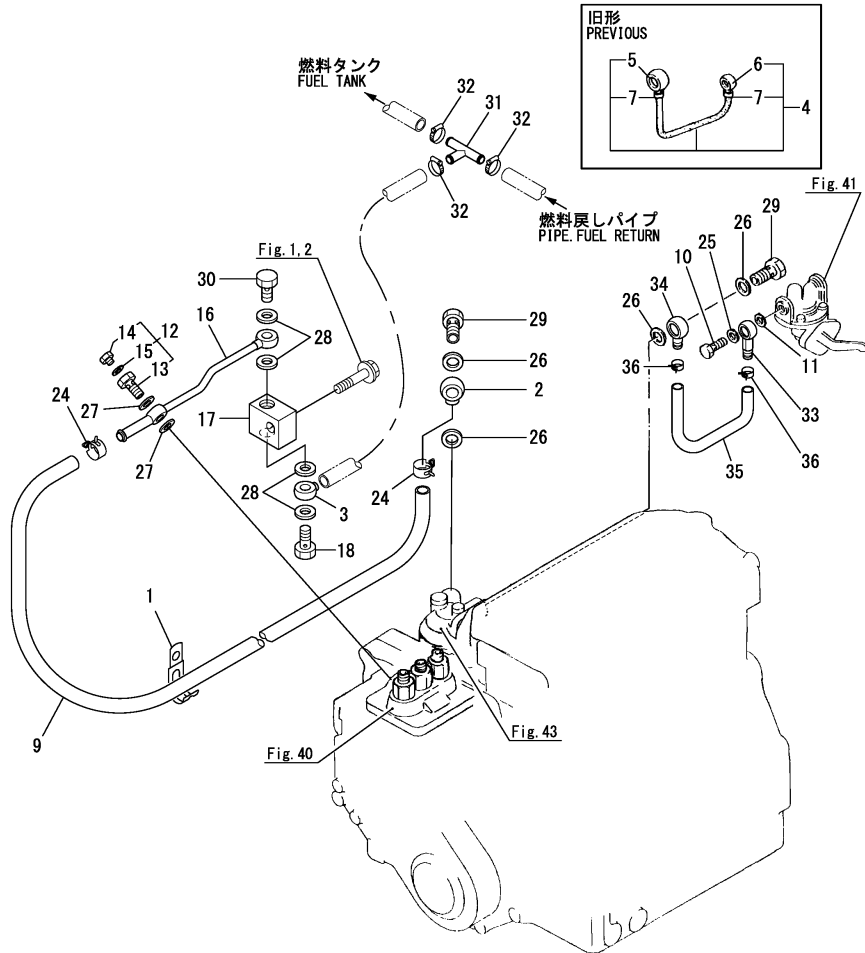


No.	Lev.	Parts No.	Description	Qty						I	R
				(A)	(B)	(C)	(D)	(E)	(F)		
1	1	128390-59810	PIPE ASSY, INJECTION	1	1	1	1				
1-1	1	128377-59810	PIPE ASSY, INJECTION	1	1	1	1				S
		(A=E/#E21479) (B=E/#E21465) (C=E/#E21401) (D=E/#E21459)									
2	1	128390-59820	PIPE ASSY, INJECTION	1	1	1	1				
2-1	1	128377-59820	PIPE ASSY, INJECTION	1	1	1	1				S
		(A=E/#E21479) (B=E/#E21465) (C=E/#E21401) (D=E/#E21459)									
2-2	1	128377-59821	PIPE ASSY, INJECTION	1	1	1	1				N
		(A=E/#E21739) (B=E/#E21881) (C=E/#E21742) (D=E/#E21755)									
3	1	128390-59830	PIPE ASSY, INJECTION	1	1	1	1				
3-1	1	129377-59830	PIPE ASSY, INJECTION	1	1	1	1				S
		(A=E/#E21479) (B=E/#E21465) (C=E/#E21401) (D=E/#E21459)									
3-2	1	128377-59831	PIPE ASSY, INJECTION	1	1	1	1				N
		(A=E/#E21739) (B=E/#E21881) (C=E/#E21742) (D=E/#E21755)									
4	1	123372-59100	RETAINER, PIPE	2	2	2	2				
5	1	121250-59860	BRACKET	1	1	1	1				
6	1	26106-060162	BOLT, M6X 16 PLATED	4	4	4	4				

Fig.45. FUEL PIPE

(A)=3GM30-YEU
(B)=3GM30C-YEU
(C)=3GM30F-YEU

(D)=3GM30FC-YEU
(E)=
(F)=



No.	Lev.	Parts No.	Description	Qty						I	R
				(A)	(B)	(C)	(D)	(E)	(F)		
1	1	194440-51620	CLAMP, B	1	1	1	1				
2	1	104264-59020	JOINT	1	1	1	1				
3	1	104264-59020	JOINT	1	1	1	1				
4	1	128370-59081	PIPE ASSY, FUEL (A=E/#E24021) (B=E/#E23909) (C=E/#E23997) (D=E/#E24011)	1	1	1	1				Z
5	2	104264-59020	JOINT (A=E/#E24021) (B=E/#E23909) (C=E/#E23997) (D=E/#E24011)	1	1	1	1				Z
6	2	104264-59030	JOINT, PIPE 8 (A=E/#E24021) (B=E/#E23909) (C=E/#E23997) (D=E/#E24011)	1	1	1	1				Z
7	2	104264-59040	CAP (A=E/#E24021) (B=E/#E23909) (C=E/#E23997) (D=E/#E24011)	2	2	2	2				Z
9	1	119173-59120	PIPE, FUEL	1	1	1	1				
9-1	1	128370-59102	PIPE, FUEL (A=E/#E24021) (B=E/#E23909) (C=E/#E23997) (D=E/#E24011)	1	1	1	1				N
10	1	105582-59150	BOLT, PIPE JOINT M8	1	1	1	1				
11	1	104884-59170	GASKET	1	1	1	1				
12	1	103854-59191	BOLT ASSY, JOINT M12	1	1	1	1				
13	2	103854-59201	BOLT, PIPE JOINT M12	1	1	1	1				
14	2	124060-59380	PLUG, HEXAGON M6	1	1	1	1				
15	2	22190-060002	WASHER, SEAL 6	1	1	1	1				
16	1	128377-59550	PIPE ASSY, FUEL	1	1	1	1				
17	1	128296-59900	JOINT	1	1	1	1				
17-1	1	128296-59901	JOINT (A=E/#E24021) (B=E/#E23909) (C=E/#E23997) (D=E/#E24011)	1	1	1	1				N
18	1	128296-59940	VALVE ASSY, CHECK	1	1	1	1				
18-1	1	128370-59950	VALVE ASSY, CHECK (A=E/#E32488) (B=E/#00211) (C=E/#E32450) (D=E/#00533)	1	1	1	1				S 1
24	1	23000-016000	CLAMP, 16	2	2	2	2				
25	1	23414-080000	GASKET, 8X1.0	1	1	1	1				
26	1	23414-120000	GASKET, 12X1.0	4	4	4	4				
27	1	22190-120002	WASHER, SEAL 12	2	2	2	2				
28	1	22190-120002	WASHER, SEAL 12	4	4	4	4				
29	1	23857-060000	BOLT, JOINT 6	2	2	2	2				
30	1	23857-060000	BOLT, JOINT 6	1	1	1	1				
31	1	128377-59560	JOINT, 3-WAY	1	1	1	1				
31-1	1	128377-59560	JOINT, 3-WAY (A=E/#E21029) (B=E/#E20983) (C=E/#E20804) (D=E/#E20805)	1	1	1	1				Z
32	1	23000-016000	CLAMP, 16	3	3	3	3				
32-1	1	23000-016000	CLAMP, 16 (A=E/#E21029) (B=E/#E20983) (C=E/#E20804) (D=E/#E20805)	3	3	3	3				Z
33	1	128377-59010	JOINT (A=E/#E24021) (B=E/#E23909) (C=E/#E23997) (D=E/#E24011)	1	1	1	1				W
34	1	104264-59020	JOINT (A=E/#E24021) (B=E/#E23909) (C=E/#E23997) (D=E/#E24011)	1	1	1	1				W
35	1	128370-59040	PIPE, FUEL (A=E/#E24021) (B=E/#E23909) (C=E/#E23997) (D=E/#E24011)	1	1	1	1				W
36	1	23000-016000	CLAMP, 16 (A=E/#E24021) (B=E/#E23909) (C=E/#E23997) (D=E/#E24011)	2	2	2	2				W

Remarks

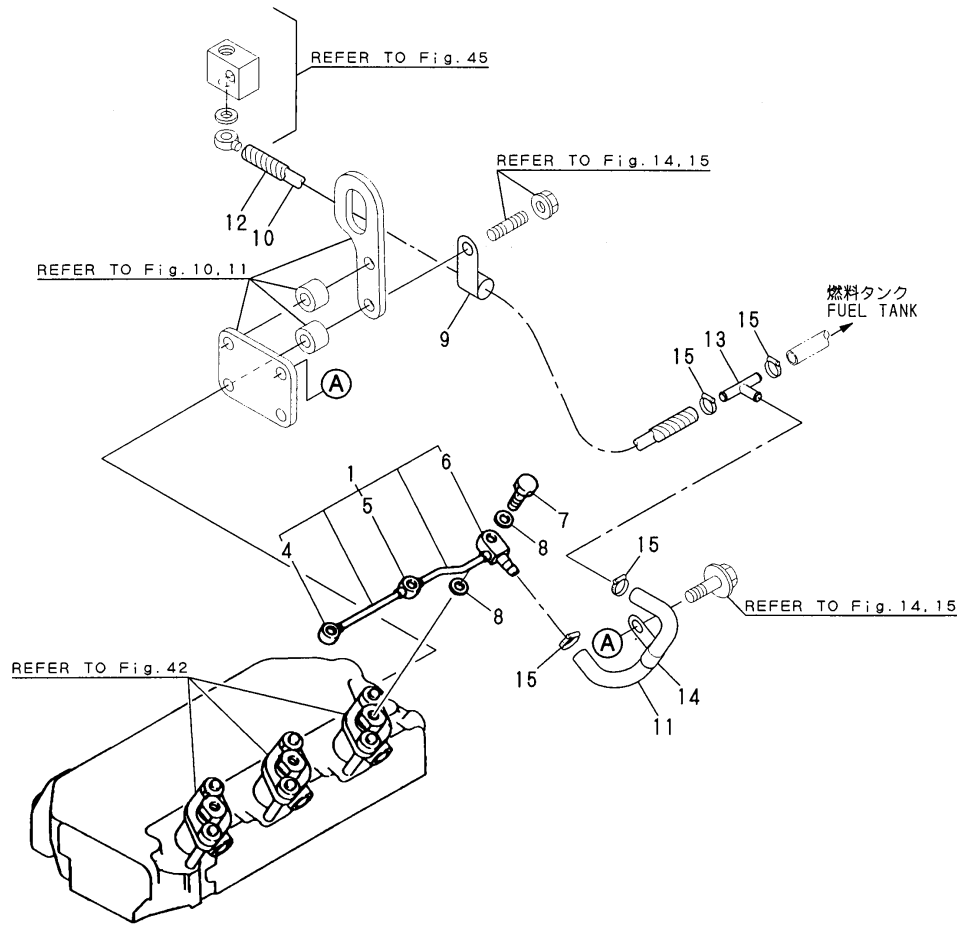
(1)Fig.41 No.2-1 interchangeable by set.

N:Old $\begin{matrix} \text{Yes} \\ \text{No} \end{matrix}$ New, Q:Old $\begin{matrix} \text{No} \\ \text{Yes} \end{matrix}$ New, R:Old $\begin{matrix} \text{Yes} \\ \text{No} \end{matrix}$ New, S:Old $\begin{matrix} \text{No} \\ \text{Yes} \end{matrix}$ New, W:Add, Z:Discontinued, F:Interchangeable by set, K:Q'ty Change

Fig.46. FUEL RETURN PIPE

(A)=3GM30-YEU
(B)=3GM30C-YEU
(C)=3GM30F-YEU

(D)=3GM30FC-YEU
(E)=
(F)=

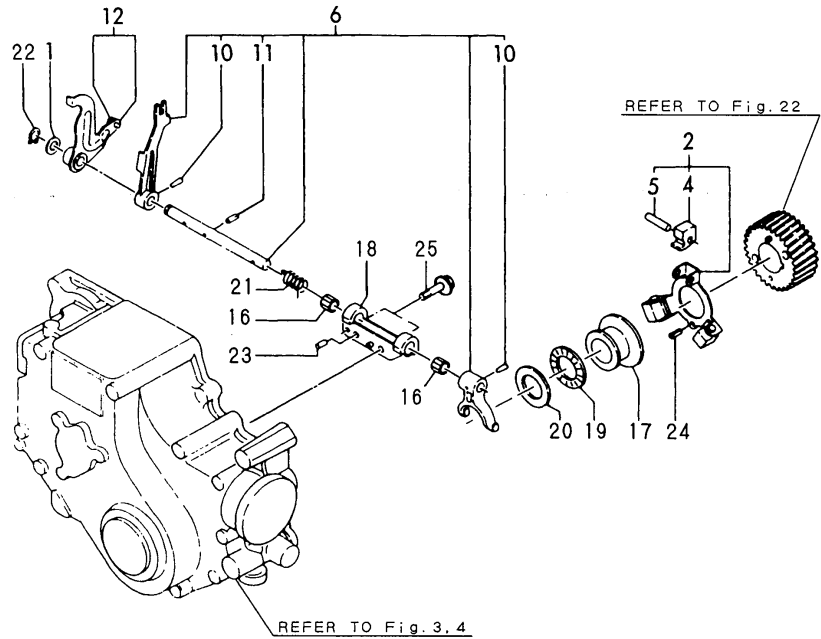


No.	Lev.	Parts No.	Description	Q'ty						I	R
				(A)	(B)	(C)	(D)	(E)	(F)		
1	1	128370-59500	PIPE ASSY, RETURN	1	1	1	1				
4	2	103288-39170	JOINT, PIPE	1	1	1	1				
5	2	124450-39180	JOINT, PIPE	1	1	1	1				
6	2	124790-59530	JOINT	1	1	1	1				
7	1	101147-59810	BOLT, PIPE JOINT M8	3	3	3	3				
8	1	23414-080000	GASKET, 8X1.0	6	6	6	6				
9	1	119593-39450	RETAINER	1	1	1	1				W
9-1	1	(A=E/#E21029) (B=E/#E20983) (C=E/#E20804) (D=E/#E20805) 128377-59860	RETAINER	1	1	1	1				N
10	1	(A=E/#E24021) (B=E/#E23909) (C=E/#E23997) (D=E/#E24011) 119370-59040	PIPE, FUEL	1	1	1	1				W
10-1	1	(A=E/#E21029) (B=E/#E20983) (C=E/#E20804) (D=E/#E20805) 128370-59040	PIPE, FUEL	1	1	1	1				N
11	1	(A=E/#E24021) (B=E/#E23909) (C=E/#E23997) (D=E/#E24011) 128370-59100	PIPE, FUEL	1	1	1	1				W
11-1	1	(A=E/#E21029) (B=E/#E20983) (C=E/#E20804) (D=E/#E20805) 128370-59120	PIPE, FUEL	1	1	1	1				N
12	1	(A=E/#E24021) (B=E/#E23909) (C=E/#E23997) (D=E/#E24011) 129957-59100	TUBE, CORRUGATED	1	1	1	1				W
12-1	1	(A=E/#E21029) (B=E/#E20983) (C=E/#E20804) (D=E/#E20805) 128370-59110	TUBE, CORRUGATED	1	1	1	1				N
12-2	1	(A=E/#E21479) (B=E/#E21465) (C=E/#E21401) (D=E/#E21459) 128370-59130	TUBE, CORRUGATED	1	1	1	1				N
13	1	(A=E/#E24021) (B=E/#E23909) (C=E/#E23997) (D=E/#E24011) 128377-59560	JOINT, 3-WAY	1	1	1	1				W
14	1	(A=E/#E21029) (B=E/#E20983) (C=E/#E20804) (D=E/#E20805) 128377-59850	RETAINER, PIPE	1	1	1	1				W
14-1	1	(A=E/#E21983) (B=E/#E21915) (C=E/#E21991) (D=E/#E21989) 128377-59851	RETAINER, PIPE	1	1	1	1				N
15	1	(A=E/#E24021) (B=E/#E23909) (C=E/#E23997) (D=E/#E24011) 23000-016000	CLAMP, 16	4	4	4	4				W

Fig.47. GOVERNOR EQUIPMENT

(A)=3GM30-YEU
 (B)=3GM30C-YEU
 (C)=3GM30F-YEU

(D)=3GM30FC-YEU
 (E)=
 (F)=

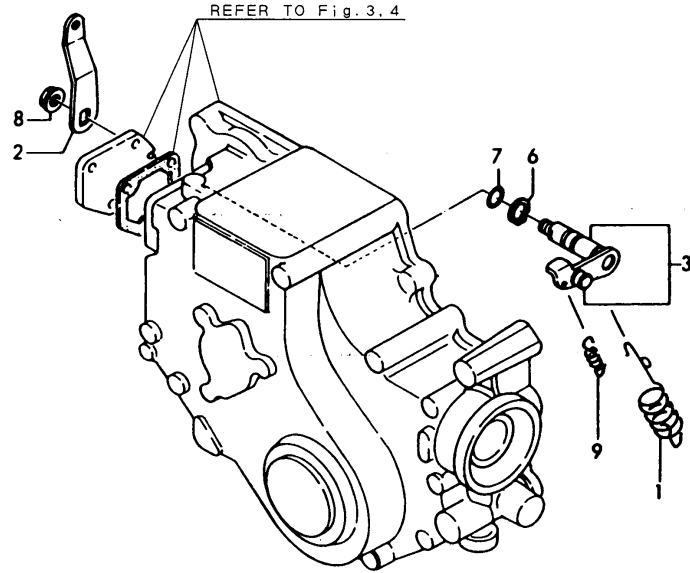


No.	Lev.	Parts No.	Description	Q'ty						I	R
				(A)	(B)	(C)	(D)	(E)	(F)		
1	1	104211-42130	PIECE, DISTANCE	1	1	1	1				
2	1	771016-61620	WEIGHT ASSY, GOVERNOR	1	1	1	1				
4	2	105300-61200	WEIGHT, GOVERNOR	3	3	3	3				
5	2	121575-61220	PIN, GOVERNOR WEIGHT	3	3	3	3				
6	1	721500-61560	LEVER ASSY, GOVERNOR	1	1	1	1				
10	2	22322-030200	PIN, TAPER 3X20	2	2	2	2				
11	2	22351-030012	PIN, SPRING 3.0X12	1	1	1	1				
12	1	121575-61161	LEVER ASSY, CONTROL	1	1	1	1				
16	1	122410-61650	BEARING, FJ-1010W	2	2	2	2				
17	1	121000-61600	SLEEVE, GOVERNOR	1	1	1	1				
18	1	121575-61620	SUPPORT	1	1	1	1				
19	1	24166-254202	BEARING, 254202	1	1	1	1				
20	1	121575-61720	COLLAR	1	1	1	1				
21	1	121575-66310	SPRING, STARTING	1	1	1	1				
22	1	22242-000100	RING, 10	1	1	1	1				
23	1	22312-040080	PIN, PARALLEL M4X 8	2	2	2	2				
24	1	22351-040008	PIN, SPRING 4.0X 8	2	2	2	2				
25	1	26106-060282	BOLT, M6X 28 PLATED	2	2	2	2				

Fig.48. CONTROL DEVICE

(A)=3GM30-YEU
 (B)=3GM30C-YEU
 (C)=3GM30F-YEU

(D)=3GM30FC-YEU
 (E)=
 (F)=



No.	Lev.	Parts No.	Description	Q'ty						I	R
				(A)	(B)	(C)	(D)	(E)	(F)		
1	1	128270-66010	SPRING, REGULATOR	1	1	1	1				
2	1	121575-66051	HANDLE, REGULATOR	1	1	1	1				
3	1	121000-66090	LEVER ASSY,REGULATOR	1	1	1	1				
6	1	22242-000120	RING, 12	1	1	1	1				
7	1	24311-000090	O-RING, 1AP9.0	1	1	1	1				
8	1	26366-080002	NUT, M8	1	1	1	1				
9	1	121575-66200	SPRING, REGULATOR	1	1	1	1				

Fig.50. FUEL CONTROL DEVICE

(A)=3GM30-YEU
(B)=3GM30C-YEU
(C)=3GM30F-YEU

(D)=3GM30FC-YEU
(E)=
(F)=

No.	Lev.	Parts No.	Description	Q'ty						I	R
				(A)	(B)	(C)	(D)	(E)	(F)		
1	1	128270-66550	LIMITER ASSY, FUEL	1	1	1	1				
6	1	121575-66800	SCREW	1	1	1	1				
7	1	128170-66870	NUT, CAP M6	1	1	1	1				
8	1	128170-66880	NUT, CAP M12	1	1	1	1				
9	1	22453-060000	WIRE, 0.6	1	1	1	1				
10	1	23414-060000	GASKET, 6X1.0	2	2	2	2				
11	1	26756-060002	NUT, LOCK M6	1	1	1	1				
12	1	128170-66890	NUT, M12	1	1	1	1				
13	1	22190-120002	WASHER, SEAL 12	2	2	2	2				
14	1	135210-61090	LEAD	1	1	1	1				

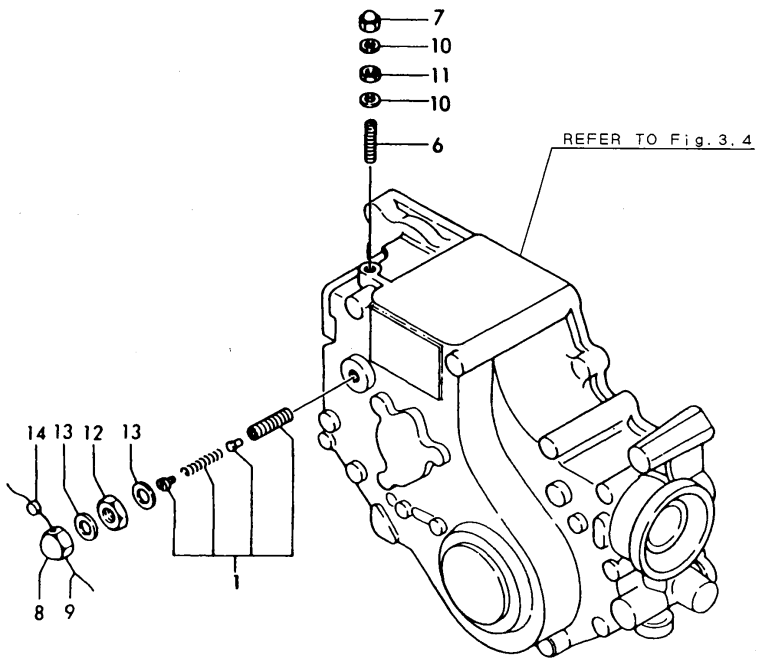
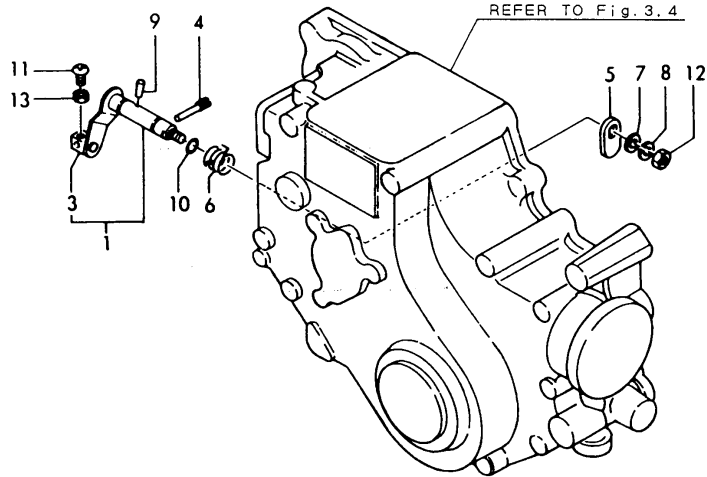


Fig.51. ENGINE STOP DEVICE

(A)=3GM30-YEU
 (B)=3GM30C-YEU
 (C)=3GM30F-YEU

(D)=3GM30FC-YEU
 (E)=
 (F)=

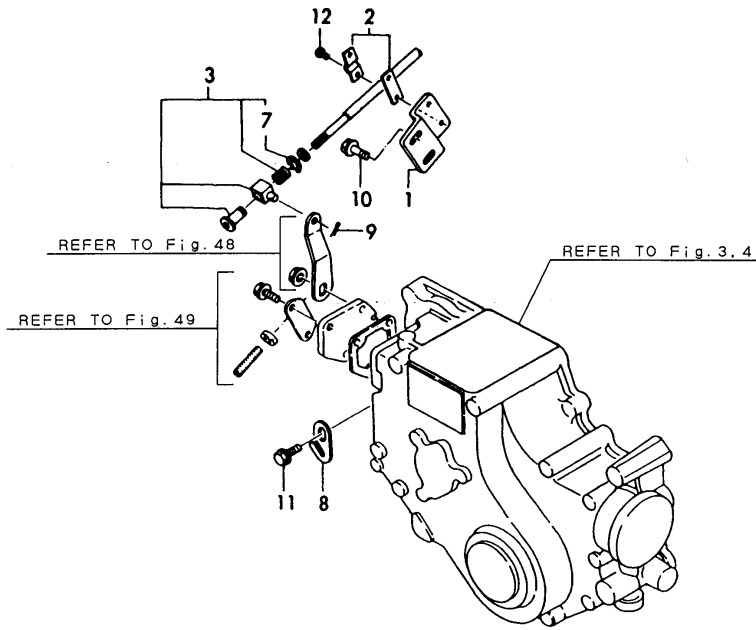


No.	Lev.	Parts No.	Description	Q'ty						I	R
				(A)	(B)	(C)	(D)	(E)	(F)		
1	1	121575-66510	LEVER ASSY, STOP	1	1	1	1				
3	2	104211-03770	RETAINER	1	1	1	1				
4	1	124250-03640	SCREW	1	1	1	1				
5	1	121575-66550	CAM	1	1	1	1				
6	1	121575-66580	SPRING, RETURN	1	1	1	1				
7	1	22117-060000	WASHER, 6	1	1	1	1				
8	1	22217-060000	WASHER, SPRING 6	1	1	1	1				
9	1	22322-030160	PIN, TAPER 3X16	1	1	1	1				
10	1	24311-000070	O-RING, 1AP7.0	1	1	1	1				
11	1	26557-050122	SCREW, M5X12	1	1	1	1				
12	1	26716-060002	NUT, M6	1	1	1	1				
13	1	26756-050002	NUT, LOCK M5	1	1	1	1				

Fig.52. SPEED REMOTE CONTROL

(A)=3GM30-YEU
 (B)=3GM30C-YEU
 (C)=3GM30F-YEU

(D)=3GM30FC-YEU
 (E)=
 (F)=

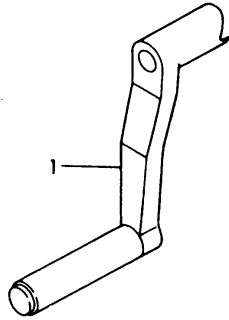


No.	Lev.	Parts No.	Description	Q'ty						I	R
				(A)	(B)	(C)	(D)	(E)	(F)		
1	1	105311-67100	BRACKET, CABLE	1	1	1	1				
2	1	41710-000410	CLAMP	1	1	1	1				
3	1	105311-67200	RETAINER ASSY	1	1	1	1				
7	2	22242-000100	RING, 10	1	1	1	1				
8	1	128377-67580	BRACKET, CABLE	1	1	1	1				
9	1	22360-080000	SNAP PIN 8	1	1	1	1				
10	1	26106-060102	BOLT, M6X 10 PLATED	2	2	2	2				
11	1	26106-060122	BOLT, M6X 12 PLATED	1	1	1	1				
12	1	26557-050122	SCREW, M5X12	2	2	2	2				

Fig.53. HAND START

(A)=3GM30-YEU
 (B)=3GM30C-YEU
 (C)=3GM30F-YEU

(D)=3GM30FC-YEU
 (E)=
 (F)=

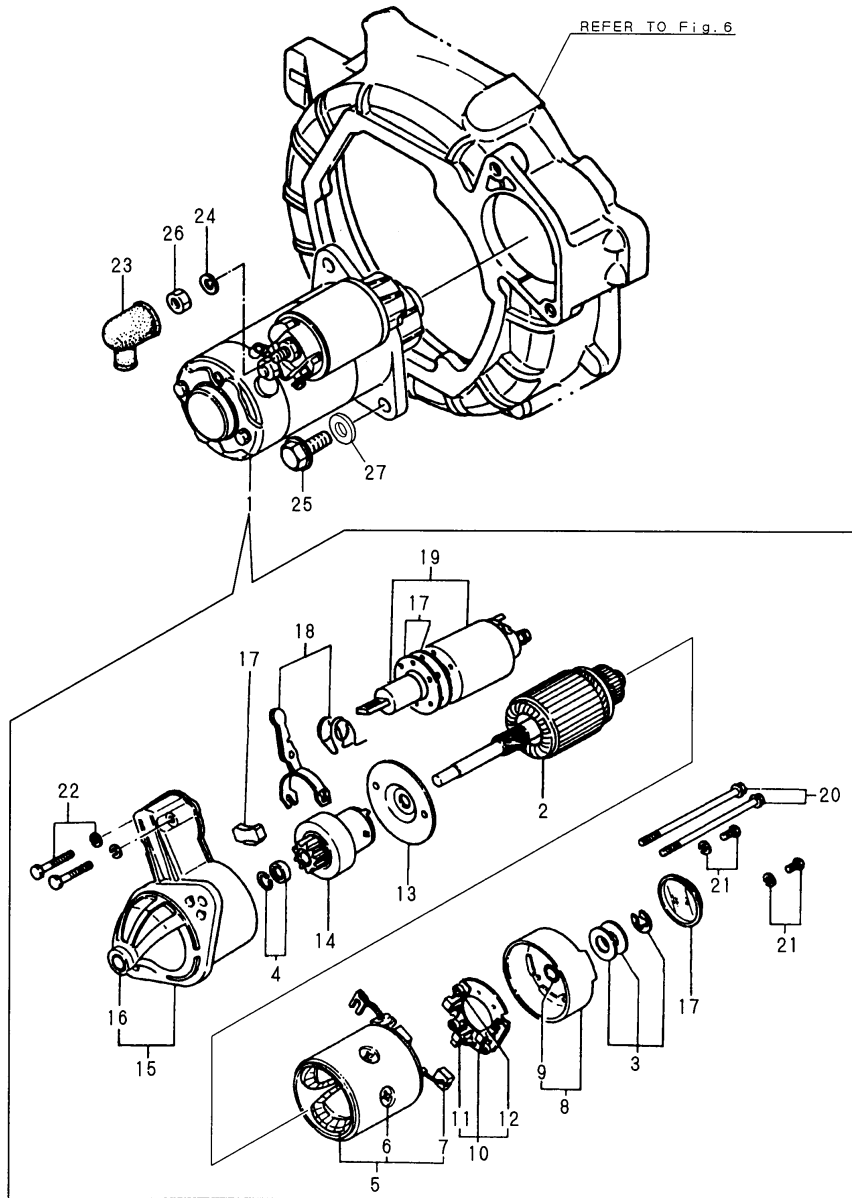


No.	Lev.	Parts No.	Description	Q'ty						I	R
				(A)	(B)	(C)	(D)	(E)	(F)		
1	1	128170-76790	HANDLE, STARTING	1	1						

Fig.54. STARTING MOTOR

(A)=3GM30-YEU
(B)=3GM30C-YEU
(C)=3GM30F-YEU

(D)=3GM30FC-YEU
(E)=
(F)=

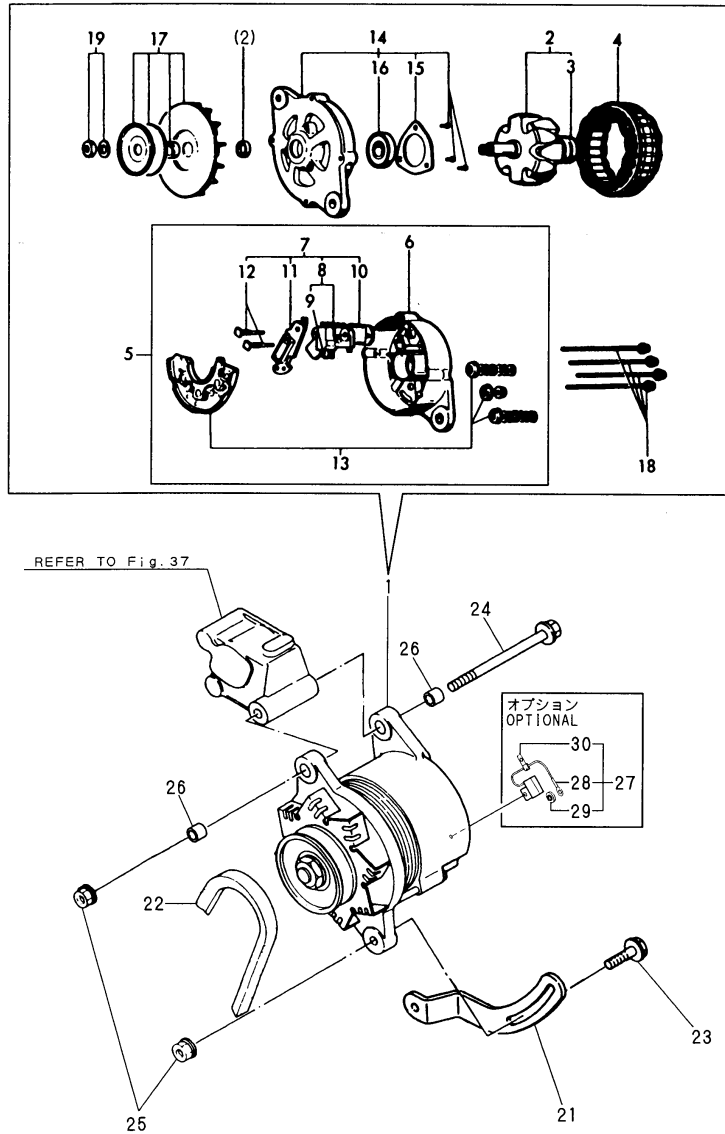


No.	Lev.	Parts No.	Description	Q'ty						I	R
				(A)	(B)	(C)	(D)	(E)	(F)		
1	1	128170-77010	STARTER, S114-303	1	1	1	1				1
2	2	X211451005	ARMATURE	1	1	1	1				
3	2	X21148110	WASHER SET, THRUST	1	1	1	1				
4	2	X21147155	STOPPER SET, PINION	1	1	1	1				
5	2	X211462101	COIL ASSY, FIELD	1	1	1	1				
6	3	X21143215	SCREW, CORE	4	4	4	4				
7	3	X21145312	BRUSH, +	2	2	2	2				
8	2	X211413005	COVER ASSY	1	1	1	1				
9	3	X21145352	METAL	1	1	1	1				
10	2	X211433101	HOLDER	1	1	1	1				
11	3	X21148313	BRUSH (-)	2	2	2	2				
12	3	X2114314	SPRING	4	4	4	4				
13	2	X21144454	PLATE	1	1	1	1				
14	2	X211415006	PINION ASSY	1	1	1	1				
15	2	X211476503	CASE ASSY	1	1	1	1				
16	3	X21144661	METAL, GEAR CASE	1	1	1	1				
17	2	X21146963	COVER	1	1	1	1				
18	2	X21149652	LEVER SET, SHIFT	1	1	1	1				
19	2	X211447009	SWITCH	1	1	1	1				
20	2	X21148852	BOLT, THROUGH	2	2	2	2				
21	2	X21142835	SCREW SET	2	2	2	2				
22	2	X21145866	BOLT	2	2	2	2				
23	1	124550-77030	COVER, TERMINAL	1	1	1	1				
24	1	22217-080000	WASHER, SPRING 8	1	1	1	1				
25	1	26106-100302	BOLT, M10X 30 PLATED	2	2	2	2				
26	1	26756-080002	NUT, LOCK M8	1	1	1	1				
27	1	22117-100000	WASHER, 10	2	2	2	2				

Remarks
(1)HITACHI:S114-303

(A)=3GM30-YEU
 (B)=3GM30C-YEU
 (C)=3GM30F-YEU

(D)=3GM30FC-YEU
 (E)=
 (F)=



No.	Lev.	Parts No.	Description	Q'ty						I	R
				(A)	(B)	(C)	(D)	(E)	(F)		
1	1	129772-77200	GENERATOR(12V-55A)	1	1						1
2	2	XL15571001	ROTOR ASSY	1	1						
3	3	X6201SD	BALL BEARING	1	1						
4	2	XL15542001	STATOR ASSY	1	1						
5	2	XL15553002	COVER ASSY, REAR	1	1						
6	3	XL22553012	COVER, REAR	1	1						
7	3	XL1556315	REGULATOR ASSY,BRUSH	1	1						
8	4	XL2255330	BRUSH ASSY	1	1						2
9	4	XL12013262	BRUSH	2	2						
10	4	XTR1Z63	REGULATOR	1	1						
11	4	XL2251318	CONDENSER ASSY	1	1						
12	4	XL13513134	BOLT M5	2	2						
13	3	XL2253320	DIODE ASSY	1	1						
14	2	XL2253400	FRONT COVER ASSY	1	1						
15	3	XL15014042	BEARING RETAINER	1	1						
16	3	X6203BM	BALL BEARING	1	1						
17	2	XL1557500	PULLEY ASSY	1	1						
18	2	XL15018015	BOLT, THROUGH	4	4						
19	2	XL1501810	NUT ASSY, PULLEY	1	1						
20	2	XL15028001	SCREW ASSY	1	1						3
21	1	128271-77330	ADJUSTER	1	1						
22	1	25132-003100	V-BELT, A31	1	1						
23	1	26106-080302	BOLT, M8X 30 PLATED	1	1						
24	1	128271-77340	BOLT, M8X120	1	1						
25	1	26366-080002	NUT, M8	2	2						
26	1	105225-01900	GUIDE	2	2						
27	1	129772-77250	CONDENSER ASSY	1	1						4
28	2	129772-77260	CONDENSER	1	1						4
29	2	129772-77270	BUSH	2	2						4
30	2	129772-77280	CLAMP	1	1						4

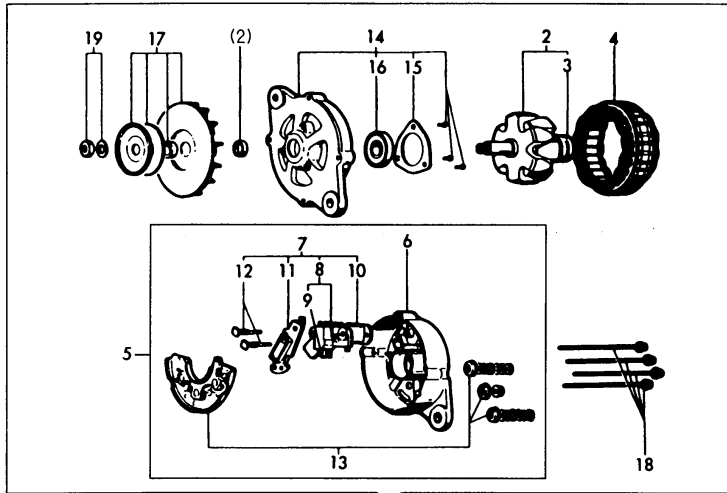
Remarks

- (1)HITACHI:LR155-20B
- (2)8INC.9
- (3)NOT ILLUSTRATED
- (4)OPTIONAL

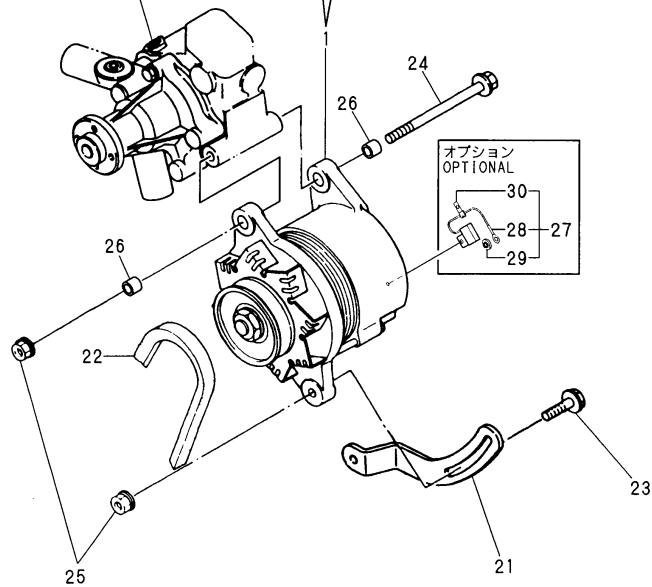
Fig.56. GENERATOR

(A)=3GM30-YEU
(B)=3GM30C-YEU
(C)=3GM30F-YEU

(D)=3GM30FC-YEU
(E)=
(F)=



REFER TO Fig. 32



No.	Lev.	Parts No.	Description	Qty						I	R
				(A)	(B)	(C)	(D)	(E)	(F)		
1	1	129772-77200	GENERATOR(12V-55A)	1	1						1
2	2	XL15571001	ROTOR ASSY	1	1						
3	3	X6201SD	BALL BEARING	1	1						
4	2	XL15542001	STATOR ASSY	1	1						
5	2	XL15553002	COVER ASSY, REAR	1	1						
6	3	XL22553012	COVER, REAR	1	1						
7	3	XL1556315	REGULATOR ASSY,BRUSH	1	1						
8	4	XL2255330	BRUSH ASSY	1	1						2
9	4	XL12013262	BRUSH	2	2						
10	4	XTR1Z63	REGULATOR	1	1						
11	4	XL2251318	CONDENCER ASSY	1	1						
12	4	XL13513134	BOLT M5	2	2						
13	3	XL2253320	DIODE ASSY	1	1						
14	2	XL2253400	FRONT COVER ASSY	1	1						
15	3	XL15014042	BEARING RETAINER	1	1						
16	3	X6203BM	BALL BEARING	1	1						
17	2	XL1557500	PULLEY ASSY	1	1						
18	2	XL15018015	BOLT, THROUGH	4	4						
19	2	XL1501810	NUT ASSY, PULLEY	1	1						
20	2	XL15028001	SCREW ASSY	1	1						3
21	1	128271-77330	ADJUSTER	1	1						
22	1	25132-003700	V-BELT, A37	1	1						
23	1	26106-080302	BOLT, M8X 30 PLATED	1	1						
24	1	128271-77340	BOLT, M8X120	1	1						
25	1	26366-080002	NUT, M8	2	2						
26	1	105225-01900	GUIDE	2	2						
27	1	129772-77250	CONDENSER ASSY	1	1						4
28	2	129772-77260	CONDENSER	1	1						4
29	2	129772-77270	BUSH	2	2						4
30	2	129772-77280	CLAMP	1	1						4

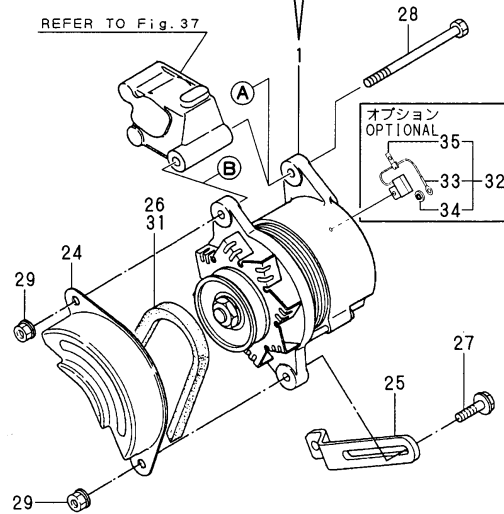
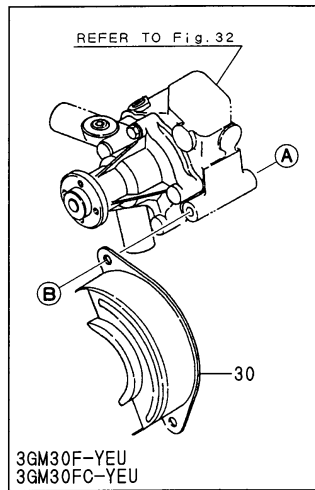
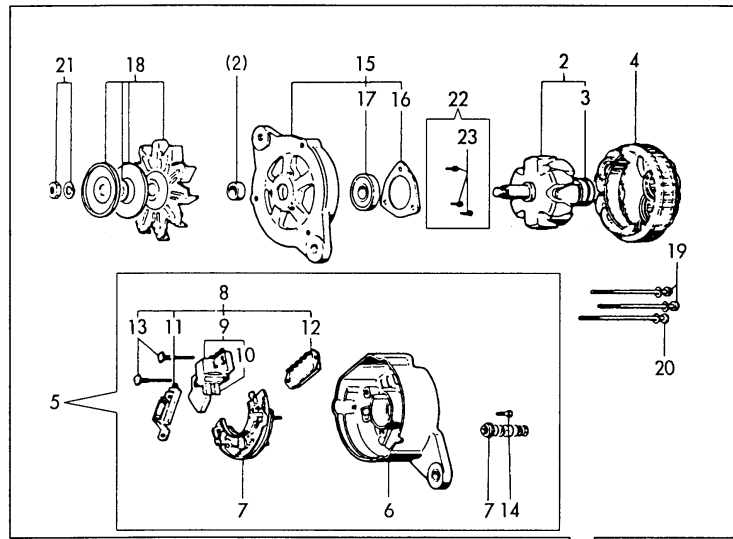
Remarks

- (1)HITACHI:LR155-20B
- (2)8INC.9
- (3)NOT ILLUSTRATED
- (4)OPTIONAL

Fig.57. GENERATOR(OPTIONAL)

(A)=3GM30-YEU
(B)=3GM30C-YEU
(C)=3GM30F-YEU

(D)=3GM30FC-YEU
(E)=
(F)=



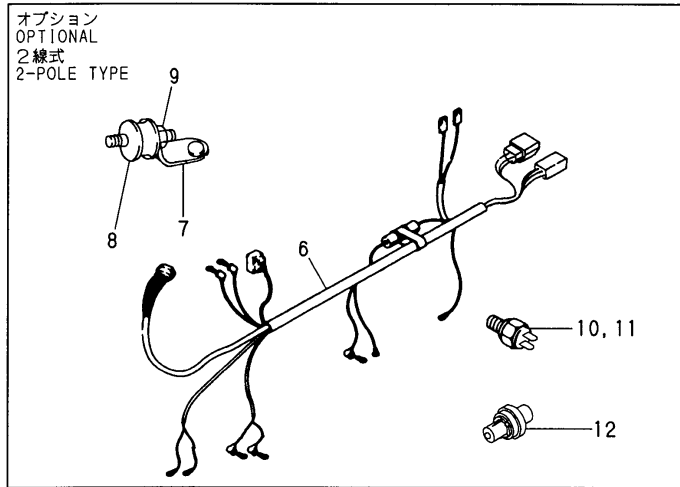
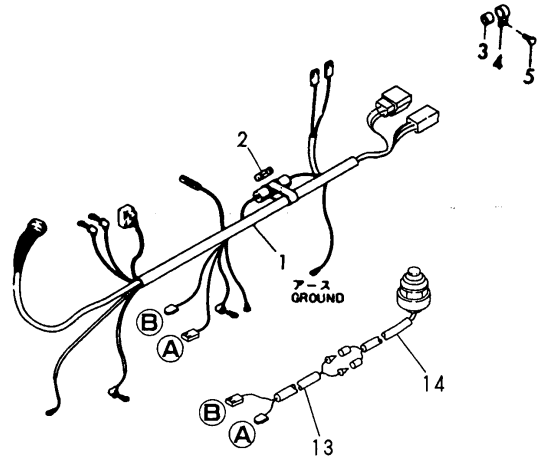
No.	Lev.	Parts No.	Description	Q'ty						I	R
				(A)	(B)	(C)	(D)	(E)	(F)		
1	1	128270-77200	GENERATOR, LR135-105	1	1	1	1				1
2	2	XL13561001	ROTOR ASSY	1	1	1	1				
3	3	X6201SD	BALL BEARING	1	1	1	1				
4	2	XL13542001	STATOR ASSY	1	1	1	1				
5	2	XL13563003	COVER ASSY	1	1	1	1				
6	3	XL1358301	COVER	1	1	1	1				
7	3	XL1353320	DIODE ASSY	1	1	1	1				
8	3	XL13513152	BRUSH REGULATOR(W/CO	1	1	1	1				
9	4	XL1354326	BRUSH, CARBON	1	1	1	1				2
10	4	XL12013262	BRUSH	2	2	2	2				
11	4	XL1352318	CONDENSER ASSY	1	1	1	1				
12	4	XTR1Z63	REGULATOR	1	1	1	1				
13	4	XL13513134	BOLT M5	2	2	2	2				
14	3	26557-050142	SCREW M 5X 14	1	1	1	1				
15	2	XL1359400	COVER ASSY, FRONT	1	1	1	1				
16	3	XL13514042	RETAINER	1	1	1	1				
17	3	X6302BM	BALL BEARING	1	1	1	1				
18	2	XL13525001	PULLEY ASSY	1	1	1	1				
19	2	XL1254801	BOLT, THROUGH	2	2	2	2				
20	2	XL1255801	BOLT, THROUGH	1	1	1	1				
21	2	XB495469B	NUT ASSY, PULLEY	1	1	1	1				
22	2	XL12010001	SCREW KIT	1	1	1	1				
23	3	26557-040122	SCREW, M4X12	3	3	3	3				
24	1	121250-77210	COVER, GENERATOR	1	1						
25	1	124790-77330	ADJUSTER, BELT	1	1	1	1				
26	1	25132-003000	V-BELT, A30	1	1						
27	1	26106-080302	BOLT, M8X 30 PLATED	1	1	1	1				
28	1	26106-081202	BOLT, M8X120 PLATED	1	1	1	1				
29	1	26366-080002	NUT, M8	2	2	2	2				
30	1	128695-77210	COVER, GENERATOR			1	1				
31	1	25112-003601	V-BELT, A36H			1	1				
32	1	128171-77250	CONDENSER ASSY	1	1	1	1				3
33	2	129772-77260	CONDENSER	1	1	1	1				3
34	2	129772-77270	BUSH	1	1	1	1				3
35	2	129772-77280	CLAMP	1	1	1	1				3

Remarks
(1)HITACHI:LR135-105
(2)9 INC.10
(3)OPTIONAL

Fig.58. WIRE HARNESS

(A)=3GM30-YEU
 (B)=3GM30C-YEU
 (C)=3GM30F-YEU

(D)=3GM30FC-YEU
 (E)=
 (F)=



No.	Lev.	Parts No.	Description	Q'ty						I	R
				(A)	(B)	(C)	(D)	(E)	(F)		
1	1	128271-77922	HARNESS, WIRE	1	1	1	1				
2	2	46150-003680	FUSE 30A	1	1	1	1				
3	1	124770-77940	PROTECTOR	1	1	1	1				
4	1	124070-77950	CLAMP	1	1	1	1				
5	1	26106-080142	BOLT, M8X 14 PLATED	1	1	1	1				
6	1	128391-77820	HARNESS, WIRE	1	1	1	1				1
7	1	129590-59200	RETAINER, PIPE	1	1	1	1				1
8	1	194555-62750	RUBBER, ABSORBER	1	1	1	1				1
9	1	26716-080002	NUT, M8	1	1	1	1				1
10	1	128271-91320	SWITCH, 65	1	1						1
11	1	119173-91320	SWITCH, 95			1	1				1
12	1	126630-91591	SWITCH,OIL PRESSURE	1	1	1	1				1
13	1	177074-06350	HARNESS, WIRE	1	1	1	1				
14	1	120270-77101	SWITCH, SAFETY	1	1	1	1				

Remarks
 (1)OPTIONAL: 2 POLE TYPE

Fig.59. CLUTCH

(A)=3GM30-YEU
 (B)=3GM30C-YEU
 (C)=3GM30F-YEU

(D)=3GM30FC-YEU
 (E)=
 (F)=

No.	Lev.	Parts No.	Description	Qty						I	R
				(A)	(B)	(C)	(D)	(E)	(F)		
1	1	128171-81110	CLUTCH ASSY, 2.21	1	1						
2	1	128171-81120	CLUTCH ASSY, I=2.62	1	1						
3	1	128374-81130	CLUTCH ASSY, I=3.20	1	1						
4	1	26106-080452	BOLT, M8X 45 PLATED	8	8						
4-1	1	26106-080282	BOLT, M8X 28 PLATED	8	8						S
			(A=E/#E23285)							(C=E/#E23284)	

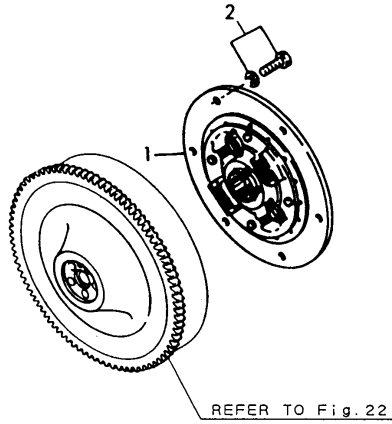
この項目はイラスト表現していません。
 The Parts of this figure are not illustrated.

Remarks
 THIS FIGURE ARE NOT ILLUSTRATED.

Fig.60. DUMPER DISK

(A)=3GM30-YEU
 (B)=3GM30C-YEU
 (C)=3GM30F-YEU

(D)=3GM30FC-YEU
 (E)=
 (F)=

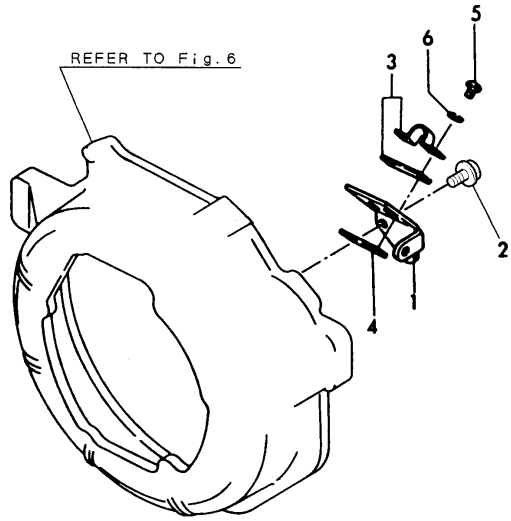


No.	Lev.	Parts No.	Description	Q'ty						I	R	
				(A)	(B)	(C)	(D)	(E)	(F)			
1	1	177070-03501	DISK, DAMPER D170		1		1					
2	1	26013-080142	BOLT, M8X 14		6		6					

Fig.61. CLUTCH REMOTE CONTROL

(A)=3GM30-YEU
(B)=3GM30C-YEU
(C)=3GM30F-YEU

(D)=3GM30FC-YEU
(E)=
(F)=

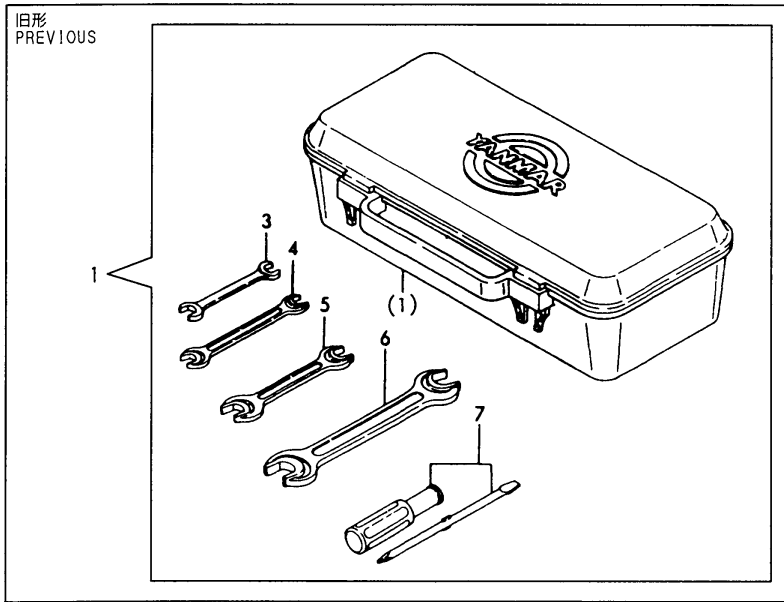
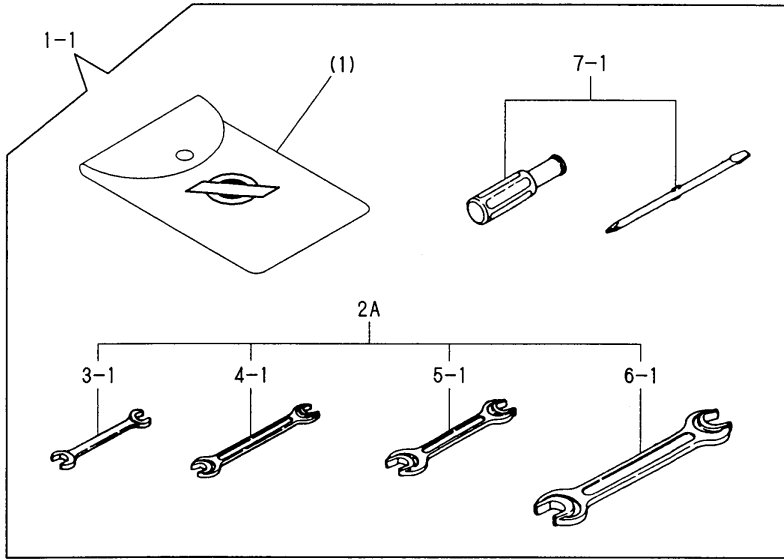


No.	Lev.	Parts No.	Description	Q'ty						I	R
				(A)	(B)	(C)	(D)	(E)	(F)		
1	1	128170-86300	BRACKET, CABLE	1		1					
2	1	26106-060142	BOLT, M6X 14 PLATED	2		2					
3	1	41710-000410	CLAMP	1		1					
4	1	121574-86320	RETAINER	1		1					
5	1	26557-050122	SCREW, M5X12	2		2					
6	1	22212-050000	WASHER 5	2		2					

Fig.62. TOOL

(A)=3GM30-YEU
(B)=3GM30C-YEU
(C)=3GM30F-YEU

(D)=3GM30FC-YEU
(E)=
(F)=

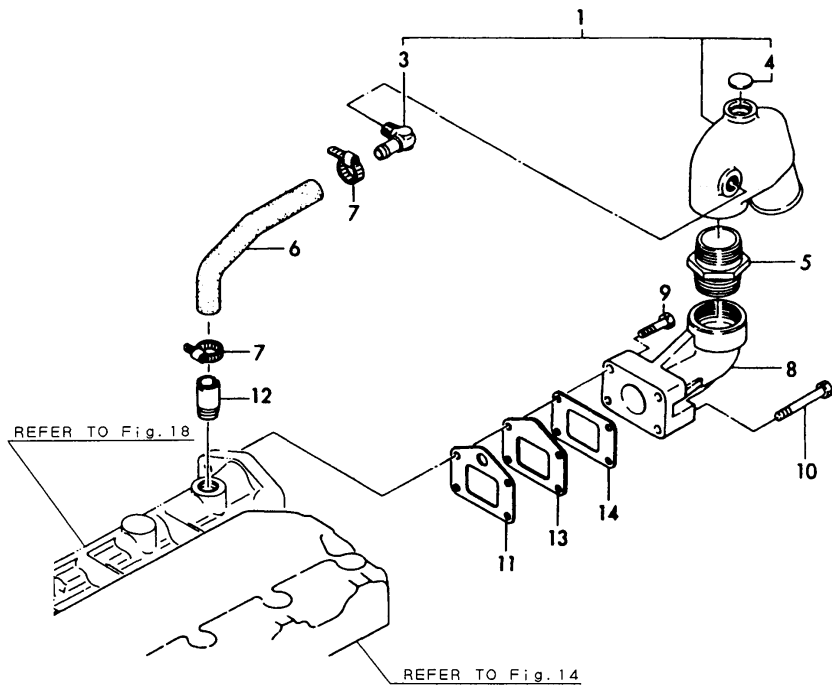


No.	Lev.	Parts No.	Description	Q'ty						I	R
				(A)	(B)	(C)	(D)	(E)	(F)		
1	1	724772-92100	BOX ASSY, TOOL	1	1	1	1				
1-1	1	129270-92100	BOX, TOOL	1	1	1	1				R
		(A=E/#E20299) (B=E/#E20303) (C=E/#E20301) (D=E/#E20308)									
2A	2	129270-92690	WRENCH ASSY	1	1	1	1				W
		(A=E/#E20299) (B=E/#E20303) (C=E/#E20301) (D=E/#E20308)									
3	3	28110-100130	SPANNER, 10X13	1	1	1	1				
3-1	3	129270-92610	WRENCH, 10X13	1	1	1	1				R
		(A=E/#E20299) (B=E/#E20303) (C=E/#E20301) (D=E/#E20308)									
4	3	28110-120140	SPANNER, 12X14	1	1	1	1				
4-1	3	129270-92620	WRENCH, 12X14	1	1	1	1				R
		(A=E/#E20299) (B=E/#E20303) (C=E/#E20301) (D=E/#E20308)									
5	3	28110-170190	SPANNER, 17X19	1	1	1	1				
5-1	3	129270-92630	WRENCH, 17X19	1	1	1	1				R
		(A=E/#E20299) (B=E/#E20303) (C=E/#E20301) (D=E/#E20308)									
6	3	28110-220240	SPANNER, 22X24	1	1	1	1				
6-1	3	129270-92640	WRENCH, 22X24	1	1	1	1				R
		(A=E/#E20299) (B=E/#E20303) (C=E/#E20301) (D=E/#E20308)									
7	2	104200-92350	DRIVER, SCREW	1	1	1	1				
7-1	2	129270-92650	DRIVER	1	1	1	1				R
		(A=E/#E20299) (B=E/#E20303) (C=E/#E20301) (D=E/#E20308)									

Fig.63. MIXING ELBOW(OPTIONAL)

(A)=3GM30-YEU
 (B)=3GM30C-YEU
 (C)=3GM30F-YEU

(D)=3GM30FC-YEU
 (E)=
 (F)=

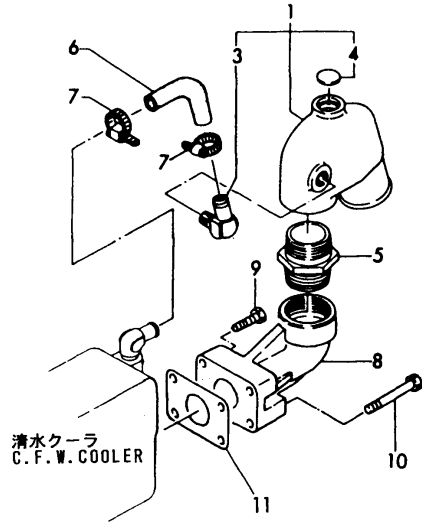


No.	Lev.	Parts No.	Description	Q'ty						I	R
				(A)	(B)	(C)	(D)	(E)	(F)		
1	1	124070-13520	ELBOW	1	1						
3	2	124070-13300	ELBOW, PT3/8	1	1						
4	2	27233-250000	PLUG, 25	1	1						
5	1	104214-13580	JOINT	1	1						
6	1	128370-49250	PIPE, WATER	1	1						
7	1	23000-025000	CLAMP, 25	2	2						
8	1	128370-13610	ELBOW	1	1						
9	1	26203-080452	BOLT, M8X 45 PLATED	2	2						
10	1	26203-080652	BOLT, M8X 65 PLATED	2	2						
11	1	128370-13231	GASKET	1	1						
12	2	121575-49300	JOINT, PIPE	1	1						
13	2	128370-13220	SPACER	1	1						
14	1	128370-13201	GASKET	1	1						

Fig.64. MIXING ELBOW(OPTIONAL)

(A)=3GM30-YEU
 (B)=3GM30C-YEU
 (C)=3GM30F-YEU

(D)=3GM30FC-YEU
 (E)=
 (F)=

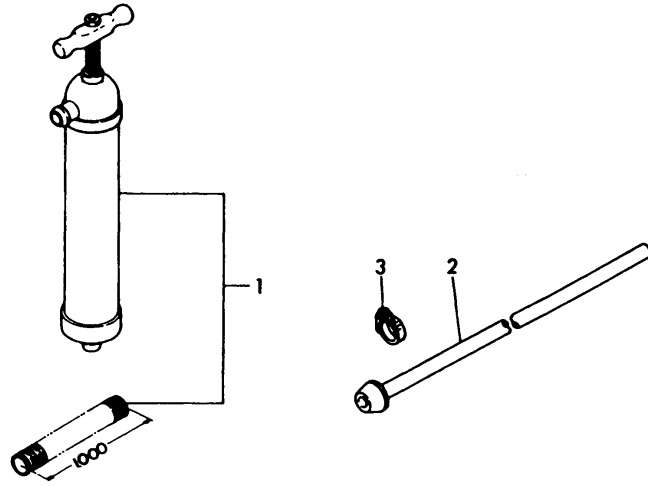


No.	Lev.	Parts No.	Description	Q'ty						I	R
				(A)	(B)	(C)	(D)	(E)	(F)		
1	1	124070-13520	ELBOW			1	1				
3	2	124070-13300	ELBOW, PT3/8			1	1				
4	2	27233-250000	PLUG, 25			1	1				
5	1	104214-13580	JOINT			1	1				
6	1	128690-49250	PIPE, WATER			1	1				
7	1	23000-025000	CLAMP, 25			2	2				
8	1	128370-13610	ELBOW			1	1				
9	1	26203-080402	BOLT, M8X 40 PLATED			2	2				
10	1	26203-080602	BOLT, M8X 60 PLATED			2	2				
11	1	128370-13201	GASKET			1	1				

Fig.65. LUB.OIL WASTE PUMP(OPTIONAL)

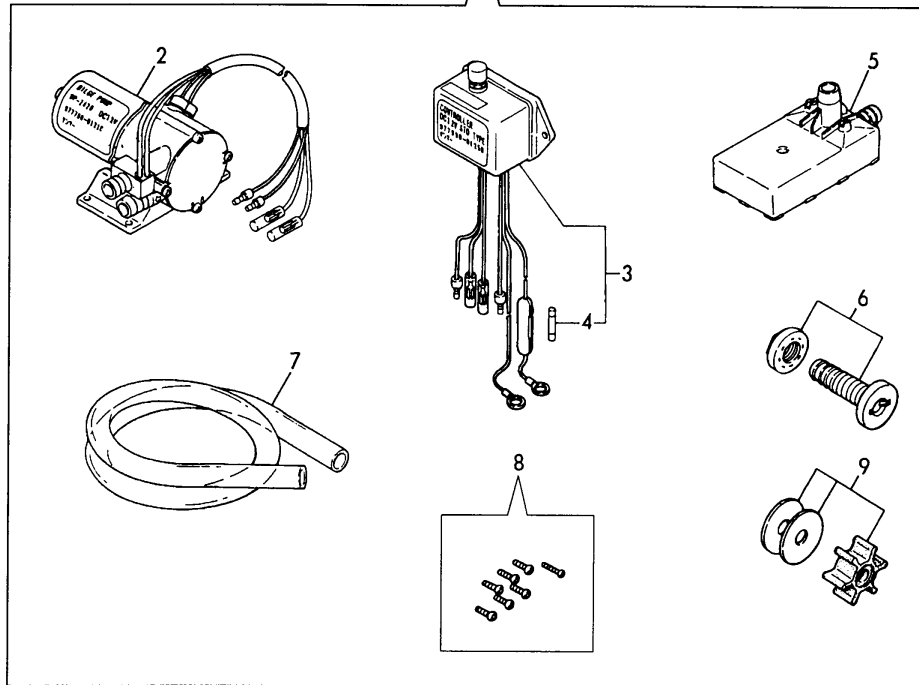
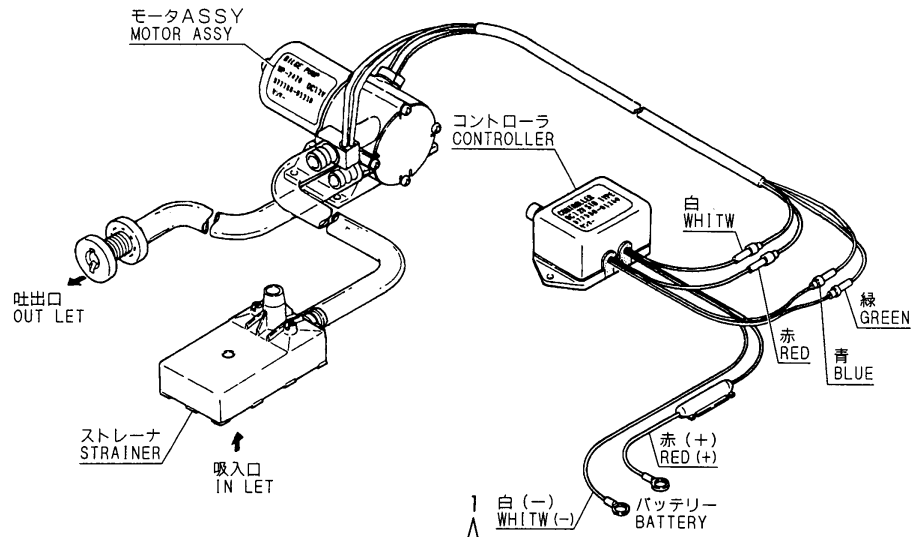
(A)=3GM30-YEU
 (B)=3GM30C-YEU
 (C)=3GM30F-YEU

(D)=3GM30FC-YEU
 (E)=
 (F)=



No.	Lev.	Parts No.	Description	Q'ty						I	R
				(A)	(B)	(C)	(D)	(E)	(F)		
1	1	28210-000080	PUMP	1	1	1	1				
2	1	128275-39710	PIPE, OIL	1	1	1	1				
3	1	23080-018000	CLAMP, 18	3	3	3	3				

Fig.66. BILGE PUMP(STD,OPTIONAL)



(A)=3GM30-YEU
(B)=3GM30C-YEU
(C)=3GM30F-YEU

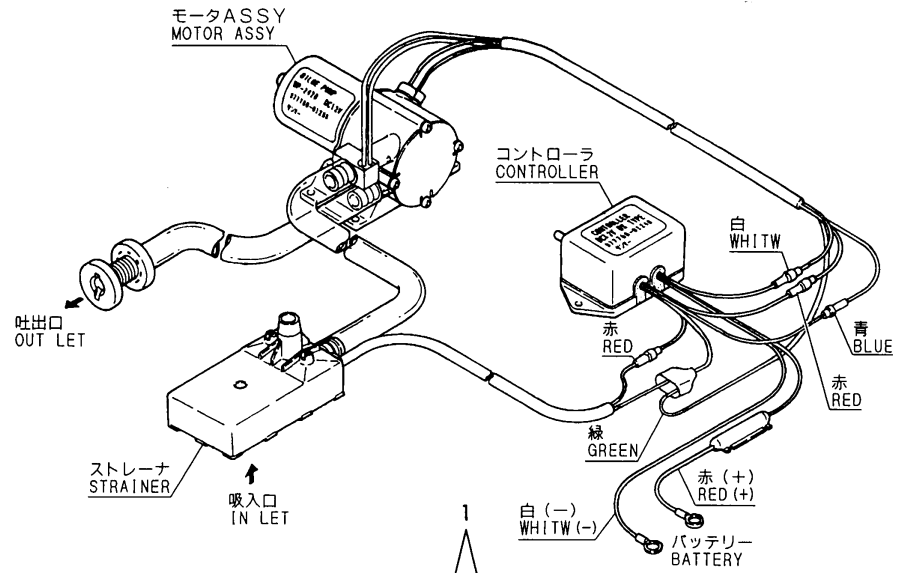
(D)=3GM30FC-YEU
(E)=
(F)=

No.	Lev.	Parts No.	Description	Q'ty						I	R
				(A)	(B)	(C)	(D)	(E)	(F)		
1	1	977780-01210	PUMP(12V),BILGE	1	1	1	1				
2	2	977780-01230	MOTOR ASSY(BILG PUMP)	1	1	1	1				
3	2	977780-01250	CONTROLLER	1	1	1	1				
4	3	X8636008003	FUSE	1	1	1	1				
5	2	X179100021X	STRAINER	1	1	1	1				
6	2	X179100100X	PIPE ASSY	1	1	1	1				
7	2	X0044021509	HOSE A	1	1	1	1				
8	2	X199903800X	SCREW KIT	1	1	1	1				
9	2	977780-03000	INPELLER	1	1	1	1				

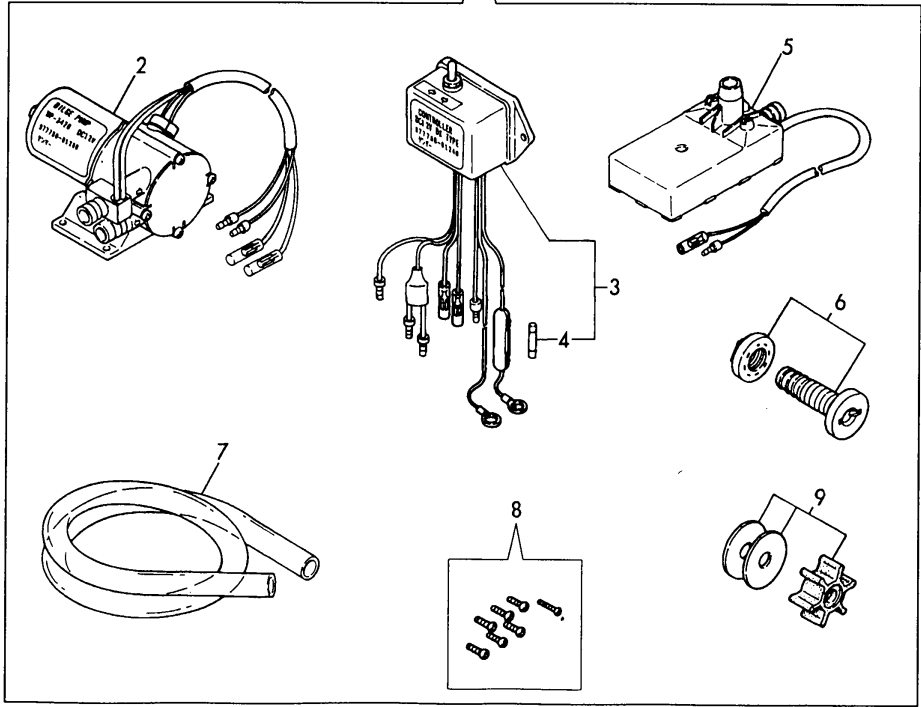
Fig.67. BILGE PUMP(DX,OPTIONAL)

(A)=3GM30-YEU
 (B)=3GM30C-YEU
 (C)=3GM30F-YEU

(D)=3GM30FC-YEU
 (E)=
 (F)=

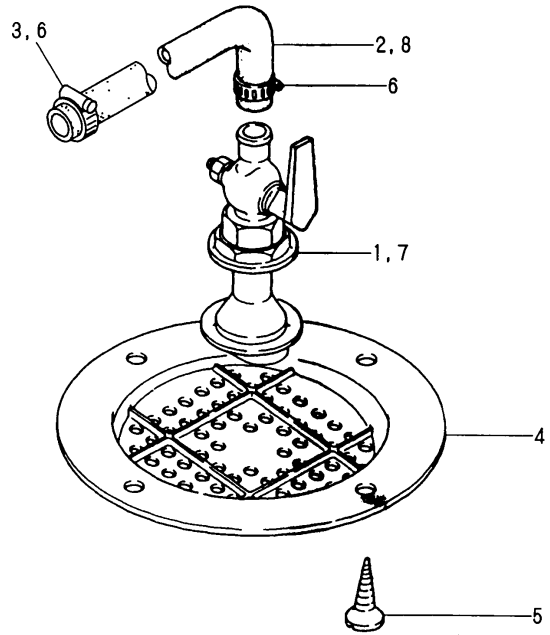


No.	Lev.	Parts No.	Description	Qty						I	R
				(A)	(B)	(C)	(D)	(E)	(F)		
1	1	977780-01200	PUMP(12V),BILGE	1	1	1	1				
2	2	977780-01230	MOTOR ASSY(BILG PUMP)	1	1	1	1				
3	2	977780-01240	CONTROLLER	1	1	1	1				
4	3	X8636008003	FUSE	1	1	1	1				
5	2	X179100011X	STRAINER	1	1	1	1				
6	2	X179100100X	PIPE ASSY	1	1	1	1				
7	2	X0044021509	HOSE A	1	1	1	1				
8	2	X199903800X	SCREW KIT	1	1	1	1				
9	2	977780-03000	INPELLER	1	1	1	1				



N:Old $\xrightarrow{\text{Yes}}$ New, Q:Old $\xrightarrow{\text{No}}$ New, R:Old $\xrightarrow{\text{Yes}}$ New, S:Old $\xrightarrow{\text{No}}$ New, W:Add, Z:Discontinued, F:Interchangeable by set, K:Q'ty Change
 Copyright (C) YANMAR CO., LTD. All Rights Reserved.

Fig.68. KINGSTON COCK(OPTIONAL)



(A)=3GM30-YEU
(B)=3GM30C-YEU
(C)=3GM30F-YEU

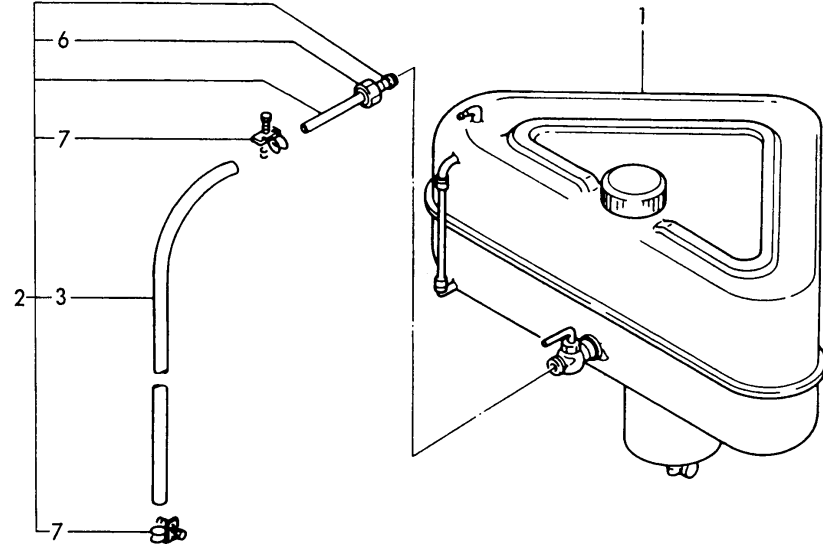
(D)=3GM30FC-YEU
(E)=
(F)=

No.	Lev.	Parts No.	Description	Q'ty						I	R
				(A)	(B)	(C)	(D)	(E)	(F)		
1	1	43662-010030	COCK ASSY, SEA WATER	1							
2	1	128377-49080	PIPE, WATER	1							
3	1	23000-022000	CLAMP, 22	1							
4	1	43666-020951	COVER, STRAINER	1	1						
5	1	22724-800380	SCREW, 8.0X38	4	4						
6	1	23000-025000	CLAMP, 25	1	2						
7	1	43662-015020	COCK					1			
8	1	124223-49050	PIPE, WATER					1			

Fig.69. FUEL TANK(OPTIONAL)

(A)=3GM30-YEU
 (B)=3GM30C-YEU
 (C)=3GM30F-YEU

(D)=3GM30FC-YEU
 (E)=
 (F)=

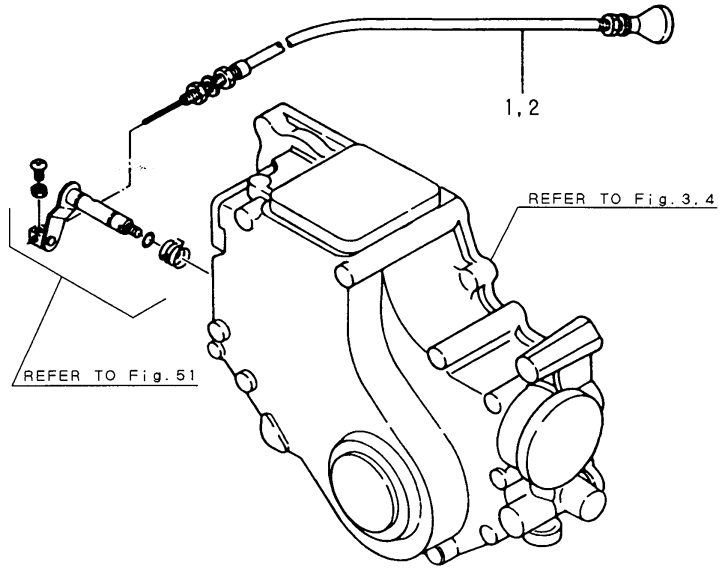


No.	Lev.	Parts No.	Description	Qty						I	R
				(A)	(B)	(C)	(D)	(E)	(F)		
1	1	83213-003012	TANK (30L), FUEL	1	1	1	1				
2	1	124070-59060	PIPE ASSY, FUEL	1	1	1	1				
3	2	124070-59130	PIPE, FUEL 2M	1	1	1	1				
6	2	138603-59380	CAP NUT	1	1	1	1				
7	2	23010-014000	CLAMP, 14	2	2	2	2				

Fig.70. ENGINE STOP CABLE(OPTIONAL)

(A)=3GM30-YEU
 (B)=3GM30C-YEU
 (C)=3GM30F-YEU

(D)=3GM30FC-YEU
 (E)=
 (F)=

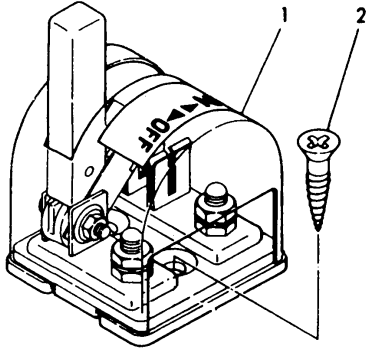


No.	Lev.	Parts No.	Description	Q'ty						I	R
				(A)	(B)	(C)	(D)	(E)	(F)		
1	1	104271-67550	CABLE, STOP L=3000	1	1	1	1				
2	1	129470-67560	CABLE, STOP L=7000	1	1	1	1				

Fig.71. BATTERY SWITCH(OPTIONAL)

(A)=3GM30-YEU
 (B)=3GM30C-YEU
 (C)=3GM30F-YEU

(D)=3GM30FC-YEU
 (E)=
 (F)=

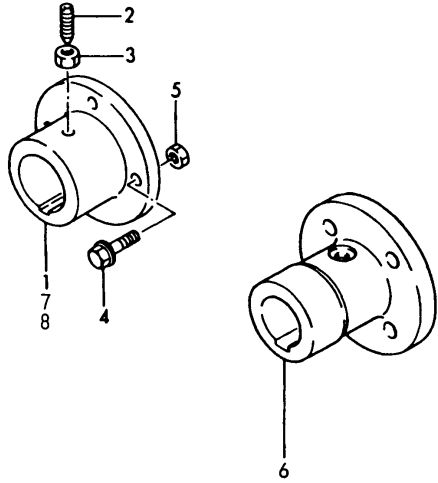


No.	Lev.	Parts No.	Description	Q'ty						I	R
				(A)	(B)	(C)	(D)	(E)	(F)		
1	1	123310-77640	SWITCH, BATTERY	1	1	1	1				
2	1	22724-800380	SCREW, 8.0X38	2	2	2	2				

Fig.72. TAPER COUPLING(OPTIONAL)

(A)=3GM30-YEU
 (B)=3GM30C-YEU
 (C)=3GM30F-YEU

(D)=3GM30FC-YEU
 (E)=
 (F)=



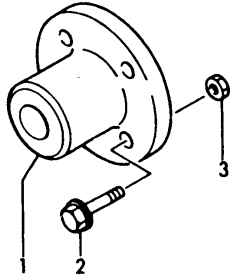
No.	Lev.	Parts No.	Description	Q'ty						I	R
				(A)	(B)	(C)	(D)	(E)	(F)		
1	1	48110-028063	COUPLING, TAPER 28	1	1						1
2	1	48110-032411	SCREW	1	1						
3	1	26756-080002	NUT, LOCK M8	1	1						
4	1	26106-100322	BOLT, M10X 32 PLATED	4	4						
5	1	26706-100002	NUT, M10	4	4						
6	1	48110-032502	COUPLING, 30	1	1						1
7	1	48110-025063	COUPLING, TAPER 25	1	1						1
8	1	48110-522361	COUPLING, TAPER 22	1	1						1

Remarks
 (1)SELECT PART

Fig.73. SOLID CUPLING(OPTIONAL)

(A)=3GM30-YEU
 (B)=3GM30C-YEU
 (C)=3GM30F-YEU

(D)=3GM30FC-YEU
 (E)=
 (F)=

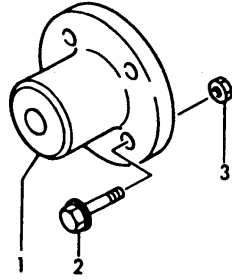


No.	Lev.	Parts No.	Description	Q'ty						I	R	
				(A)	(B)	(C)	(D)	(E)	(F)			
1	1	105583-85900	COUPLING, 22	1		1						
2	1	26106-100322	BOLT, M10X 32 PLATED	4		4						
3	1	26706-100002	NUT, M10	4		4						

Fig.74. STRAIGHT COUPLING(OPTIONAL)

(A)=3GM30-YEU
 (B)=3GM30C-YEU
 (C)=3GM30F-YEU

(D)=3GM30FC-YEU
 (E)=
 (F)=

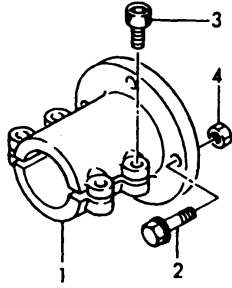


No.	Lev.	Parts No.	Description	Q'ty						I	R	
				(A)	(B)	(C)	(D)	(E)	(F)			
1	1	45414-500260	COUPLING, 16MM	1		1						
2	1	26106-100322	BOLT, M10X 32 PLATED	4		4						
3	1	26706-100002	NUT, M10	4		4						

Fig.75. SLIT COUPLING(OPTIONAL)

(A)=3GM30-YEU
 (B)=3GM30C-YEU
 (C)=3GM30F-YEU

(D)=3GM30FC-YEU
 (E)=
 (F)=



No.	Lev.	Parts No.	Description	Q'ty						I	R
				(A)	(B)	(C)	(D)	(E)	(F)		
1	1	104214-83980	COUPLING	1		1					
2	1	26106-100322	BOLT, M10X 32 PLATED	4		4					
3	1	26450-080282	BOLT, M8X 28	4		4					
4	1	26706-100002	NUT, M10	4		4					

Fig.76. SINGLE LEVER CONTROL(OPTIONAL)

(A)=3GM30-YEU
(B)=3GM30C-YEU
(C)=3GM30F-YEU

(D)=3GM30FC-YEU
(E)=
(F)=

No.	Lev.	Parts No.	Description	Q'ty						I	R
				(A)	(B)	(C)	(D)	(E)	(F)		
1	1	128170-86500	CONTROLLER	1	1	1	1				
2	1	41730-000681	MT-3 REMO-CON	1	1	1	1				
3	1	41710-000380	CABLE L=4000	2	2	2	2				

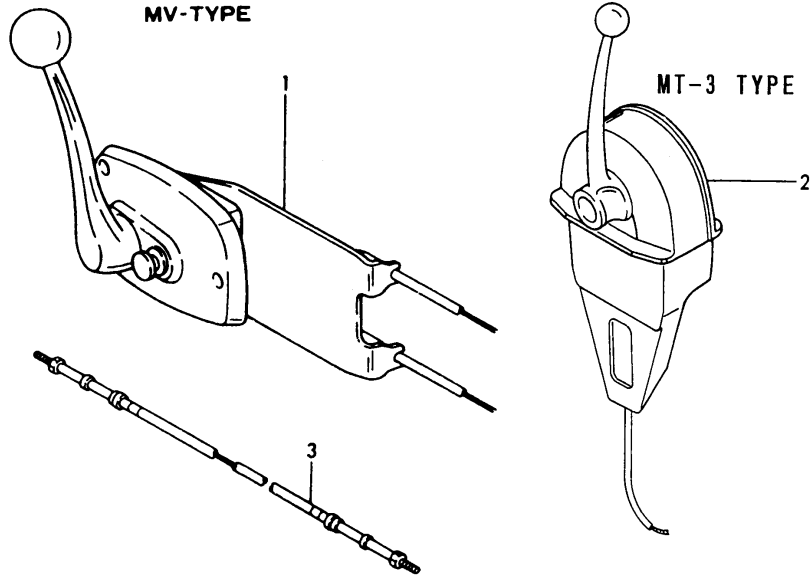
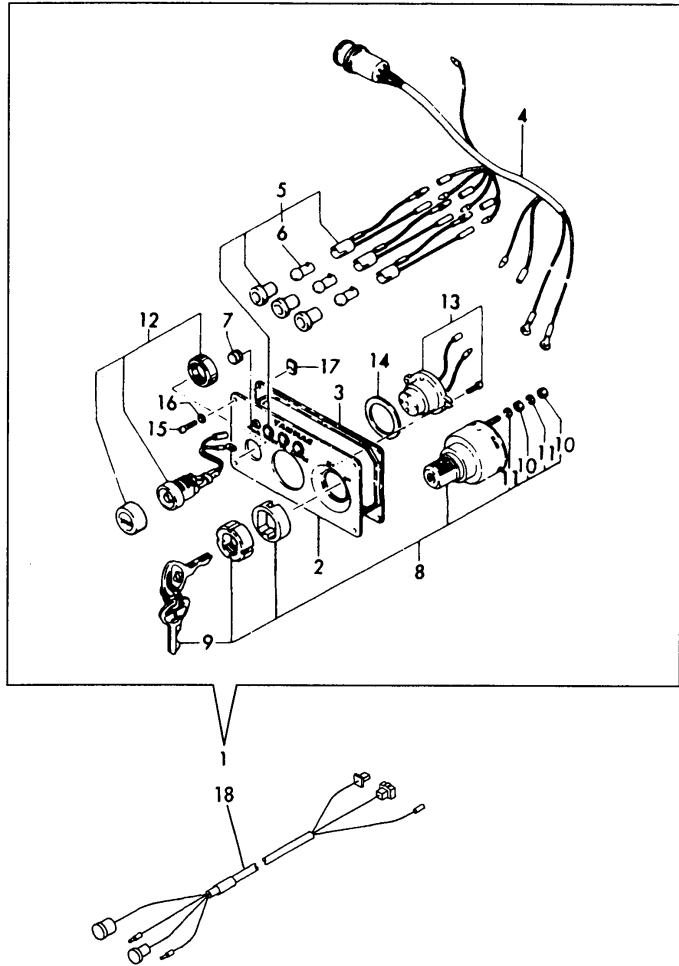


Fig.77. INSTRUMENT PANEL(A,OPTIONAL)

(A)=3GM30-YEU
 (B)=3GM30C-YEU
 (C)=3GM30F-YEU

(D)=3GM30FC-YEU
 (E)=
 (F)=

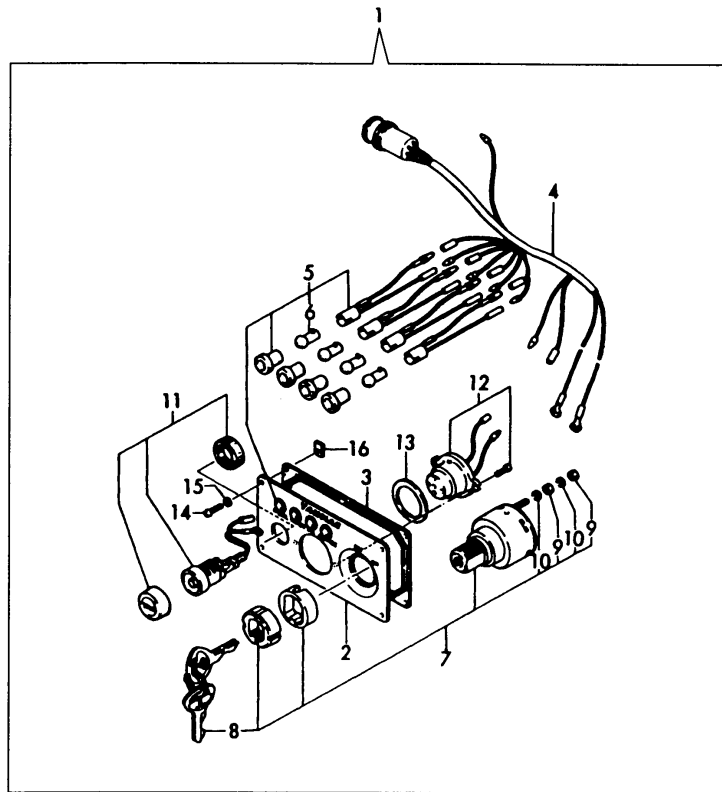


No.	Lev.	Parts No.	Description	Q'ty						I	R
				(A)	(B)	(C)	(D)	(E)	(F)		
1	1	128270-91001	PANEL ASSY	1	1						
2	2	128270-91010	BODY, PANEL	1	1						
3	2	128270-91020	GASKET	1	1						
4	2	128270-91031	HARNES, WIRE	1	1						
5	2	128270-91040	LAMP, PILOT	3	3						
6	3	46150-001110	BULB(12V3W/G11.BA9S)	3	3						
7	2	128270-91230	COVER, BLIND	1	1						
8	2	124070-91250	SWITCH, KEY	1	1						
9	3	124070-91290	KEY, SWITCH	1	1						
10	3	26716-050002	NUT, M5	4	4						
11	3	22217-050000	WASHER, SPRING 5	4	4						
12	2	124070-91300	SWITCH	1	1						
13	2	128270-91350	BUZZER, ALARM	1	1						
14	2	128270-91360	GASKET	4	4						
15	2	128170-91810	SCREW, M5X35	4	4						
16	2	128170-91820	WASHER, 5	4	4						
17	2	128170-91830	NUT, M5	4	4						
18	1	128391-77860	HARNES ASSY, WIRE	1	1						

Fig.78. INSTRUMENT PANEL(A,SAIL,OPTIONAL)

(A)=3GM30-YEU
(B)=3GM30C-YEU
(C)=3GM30F-YEU

(D)=3GM30FC-YEU
(E)=
(F)=

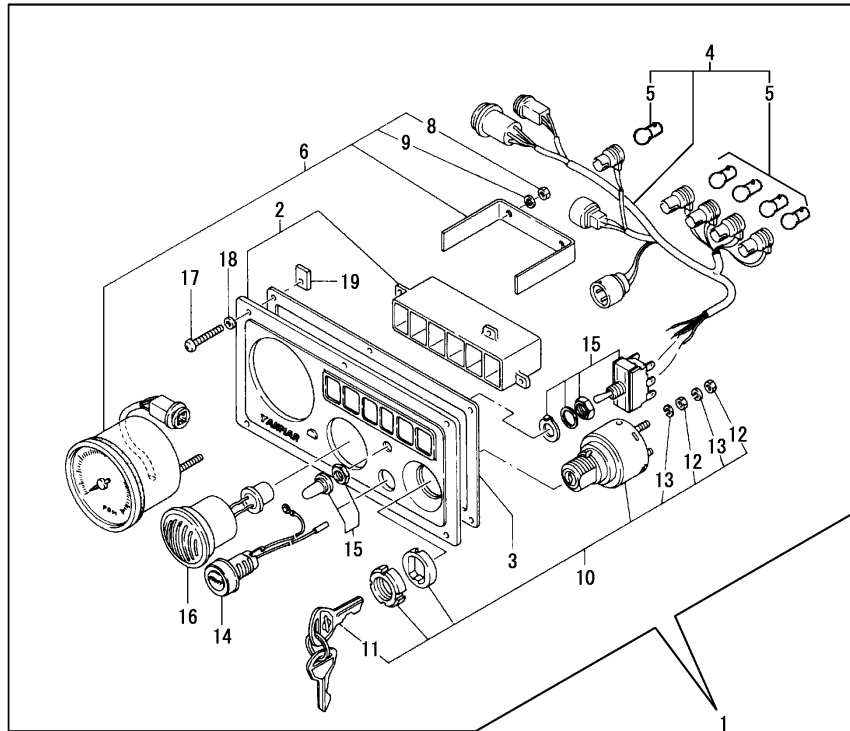


No.	Lev.	Parts No.	Description	Q'ty						I	R
				(A)	(B)	(C)	(D)	(E)	(F)		
1	1	128371-91000	PANEL ASSY		1		1				
2	2	128270-91010	BODY, PANEL		1		1				
3	2	128270-91020	GASKET		1		1				
4	2	128371-91030	HARNESS, WIRE		1		1				
5	2	128270-91040	LAMP, PILOT		4		4				
6	3	46150-001110	BULB(12V3W/G11.BA9S)		4		4				
7	2	124070-91250	SWITCH, KEY		1		1				
8	3	124070-91290	KEY, SWITCH		1		1				
9	3	26716-050002	NUT, M5		4		4				
10	3	22217-050000	WASHER, SPRING 5		4		4				
11	2	124070-91300	SWITCH		1		1				
12	2	128270-91350	BUZZER, ALARM		1		1				
13	2	128270-91360	GASKET		1		1				
14	2	128170-91810	SCREW, M5X35		4		4				
15	2	128170-91820	WASHER, 5		4		4				
16	2	128170-91830	NUT, M5		4		4				

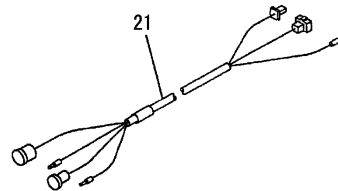
Fig.79. INSTRUMENT PANEL(B-TYPE)(OPTIONAL)

(A)=3GM30-YEU
 (B)=3GM30C-YEU
 (C)=3GM30F-YEU

(D)=3GM30FC-YEU
 (E)=
 (F)=



20
 フライホイールハウジングに取付
 FIX TO FLYWHEEL HOUSING



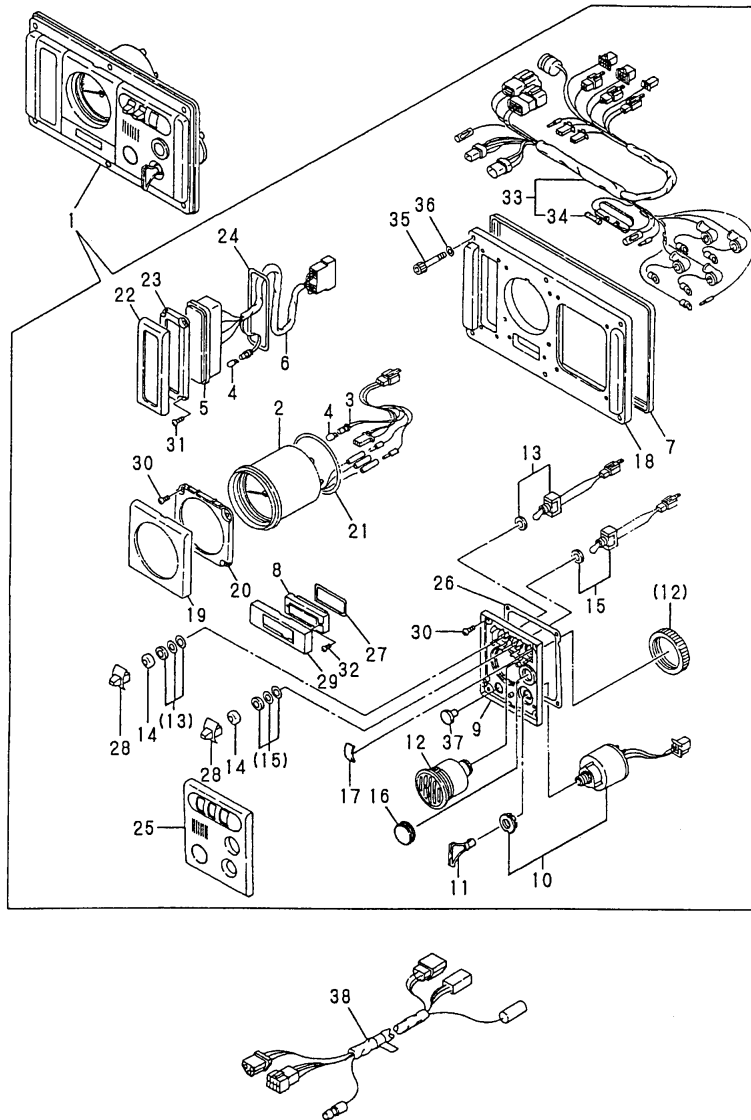
No.	Lev.	Parts No.	Description	Q'ty						I	R
				(A)	(B)	(C)	(D)	(E)	(F)		
1	1	128170-91001	PANEL, INSTRUMENT	1	1	1	1				
2	2	128170-91010	BODY, PANEL	1	1	1	1				
3	2	128170-91020	GASKET	1	1	1	1				
4	2	128170-91031	HARNES, WIRE	1	1	1	1				
5	3	46150-001110	BULB(12V3W/G11.BA9S)	5	5	5	5				
6	2	128170-91100	TACHOMETER	1	1	1	1				
8	3	26716-050002	NUT, M5	2	2	2	2				
9	3	22217-050000	WASHER, SPRING 5	2	2	2	2				
10	2	124070-91250	SWITCH, KEY	1	1	1	1				
11	3	124070-91290	KEY, SWITCH	1	1	1	1				
12	3	26716-050002	NUT, M5	4	4	4	4				
13	3	22217-050000	WASHER, SPRING 5	4	4	4	4				
14	2	124070-91300	SWITCH	1	1	1	1				
15	2	128170-91310	SWITCH	1	1	1	1				
16	2	104271-91351	BUZZER	1	1	1	1				
17	2	128170-91810	SCREW, M5X35	6	6	6	6				
18	2	128170-91820	WASHER, 5	6	6	6	6				
19	2	128170-91830	NUT, M5	6	6	6	6				
20	1	128170-91160	SENSOR	1	1	1	1				
21	1	128391-77860	HARNES ASSY, WIRE	1	1	1	1				

Fig.80. INSTRUMENT PANEL(B,NEW,OPTIONAL)

(A)=3GM30-YEU
(B)=3GM30C-YEU
(C)=3GM30F-YEU

(D)=3GM30FC-YEU
(E)=
(F)=

P/C NEWS No:Y00R4601-5
PUBLISHED:2003/7



No.	Lev.	Parts No.	Description	Q'ty						I	R
				(A)	(B)	(C)	(D)	(E)	(F)		
1	1	128391-91130	PANEL ASSY, INSTRUM	1	1	1	1				
2	2	128391-91200	METER KIT	1	1	1	1				
3	2	129574-91870	HARNESS, WIRE	1	1	1	1				1
4	2	124617-91980	BULB, 12V-1.7W	6	6	6	6				
5	2	128391-91260	BOX	1	1	1	1				
6	2	128391-91860	WIRE	1	1	1	1				
7	2	128391-91700	GASKET	1	1	1	1				
8	2	129170-91650	COVER	1	1	1	1				
9	2	129574-91410	BRACKET, SWITCH	1	1	1	1				
10	2	121575-91250	SWITCH, KEY	1	1	1	1				
11	2	123482-91291	KEY	1	1	1	1				
12	2	104271-91352	BUZZER	1	1	1	1				
13	2	129170-91800	SWITCH	1	1	1	1				
14	2	129574-91780	CAP, RUBBER	2	2	2	2				1
15	2	129574-91790	SWITCH	1	1	1	1				
16	2	120324-91690	COVER	1	1	1	1				
17	2	129170-91810	COVER	1	1	1	1				
18	2	128391-91930	PANEL	1	1	1	1				
19	2	129574-91620	BEZEL	1	1	1	1				
20	2	129574-91420	BRACKET	1	1	1	1				
21	2	129574-91720	GASKET	1	1	1	1				
22	2	128391-91640	BEZEL	1	1	1	1				
23	2	128391-91440	PLATE	1	1	1	1				
24	2	128391-91740	GASKET	1	1	1	1				
25	2	120324-91610	BEZEL	1	1	1	1				
26	2	129574-91710	GASKET	1	1	1	1				
27	2	129574-91750	GASKET	1	1	1	1				
28	2	129574-91770	KNOB	2	2	2	2				
29	2	129574-91650	BEZEL	1	1	1	1				
30	2	127692-91410	SCREW	8	8	8	8				
31	2	127692-91440	SCREW	4	4	4	4				
32	2	127692-91450	SCREW	2	2	2	2				
33	2	128391-91850	HARNESS, WIRE	1	1	1	1				
34	3	124617-91990	FUSE	1	1	1	1				
35	2	127687-91870	BOLT, M6X35	6	6	6	6				
36	2	127687-91880	WASHER	6	6	6	6				
37	2	129574-91760	COVER	1	1	1	1				
38	1	128391-77700	HARNESS, WIRE	1	1	1	1				

Remarks

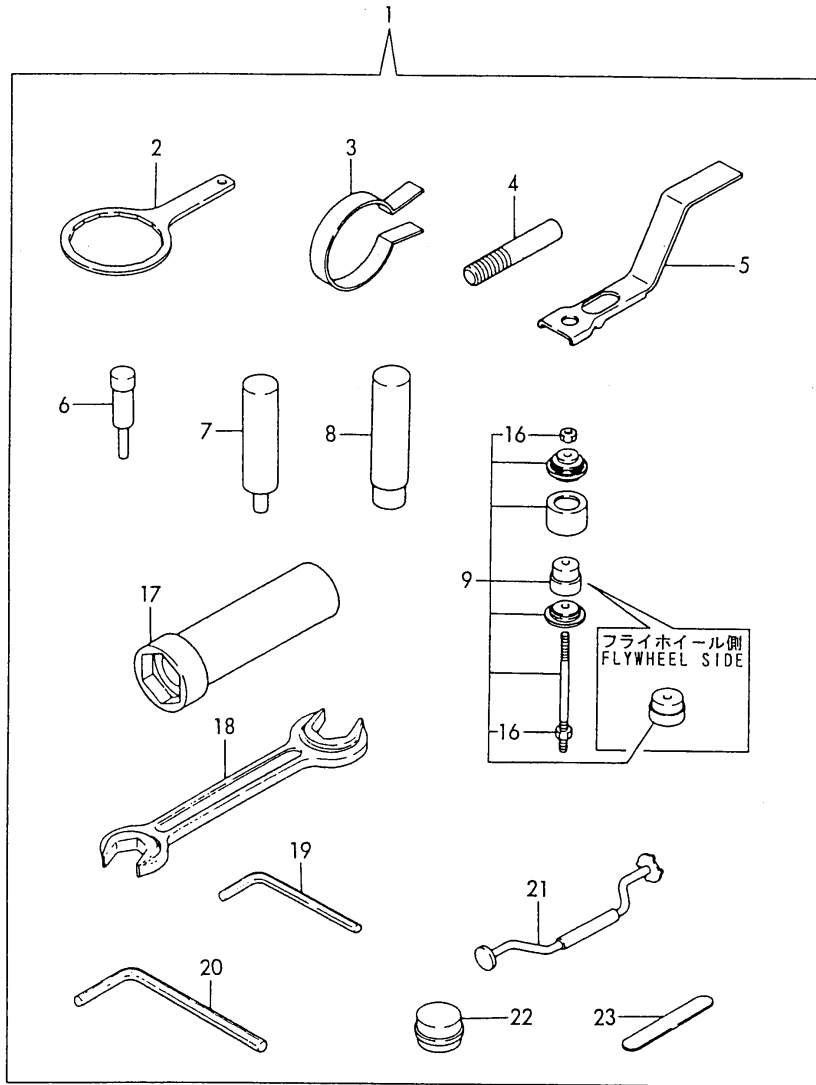
(1)LEBEL CHANGED : 3-2

N:Old $\xrightarrow{\text{Yes}}$ New, Q:Old $\xrightarrow{\text{No}}$ New, R:Old $\xrightarrow{\text{Yes}}$ New, S:Old $\xrightarrow{\text{No}}$ New, W:Add, Z:Discontinued, F:Interchangeable by set, K:Q'ty Change

Fig.81. SPECIAL TOOL(OPTIONAL)

(A)=3GM30-YEU
 (B)=3GM30C-YEU
 (C)=3GM30F-YEU

(D)=3GM30FC-YEU
 (E)=
 (F)=



No.	Lev.	Parts No.	Description	Qty						I	R
				(A)	(B)	(C)	(D)	(E)	(F)		
1	1	728270-92401	TOOL ASSY, SPECIAL	1	1	1	1				
2	2	119640-92750	WRENCH, FILTER 80	1	1	1	1				
3	2	101200-92140	TOOL, PISTON&RING	1	1	1	1				
4	2	101104-92180	TOOL, NOZZLE REMOVER	1	1	1	1				
5	2	124085-92210	TOOL, VALVE REMOVER	1	1	1	1				
6	2	124085-92250	TOOL, VALVE GUIDE	1	1	1	1				
7	2	124085-92260	TOOL, PISTON PIN	1	1	1	1				
8	2	124085-92270	TOOL, PIN BUSH	1	1	1	1				
9	2	124085-92400	TOOL, METAL REMOVER	1	1	1	1				
16	3	26716-160002	NUT, M16	2	2	2	2				
17	2	124085-92700	WRENCH	1	1	1	1				
18	2	28110-270300	SPANNER, 27X30	1	1	1	1				
19	2	28150-040000	WRENCH, BAR 4	1	1	1	1				
20	2	28150-050000	WRENCH, BAR 5	1	1	1	1				
21	2	28210-000031	TOOL, VALVE RAPPING	1	1	1	1				
22	2	28210-000070	COMPOUND	1	1	1	1				
23	2	28312-200750	GAUGE, 0.20X75	1	1	1	1				

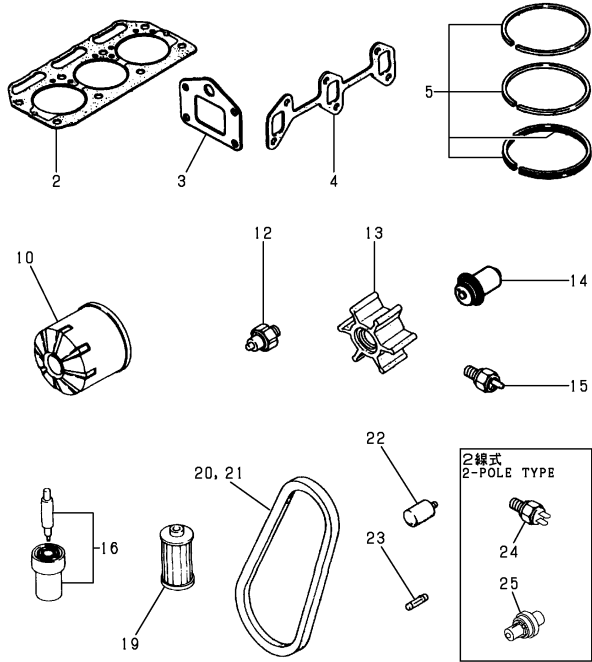
Fig.82. REPAIR PART(OPTIONAL)

(A)=3GM30-YEU
(B)=3GM30C-YEU
(C)=3GM30F-YEU

(D)=3GM30FC-YEU
(E)=
(F)=

Y00R4601

Fig. 82 スペアパーツ (オプション)
REPAIR PART(OPTIONAL)



No.	Lev.	Parts No.	Description	Q'ty						I	R
				(A)	(B)	(C)	(D)	(E)	(F)		
2	1	128374-01911	GASKET, HEAD	1	1						
3	1	128370-13231	GASKET	1	1						
4	1	121450-13251	GASKET, MANIFOLD	1	1						
5	1	705311-22500	RING SET, PISTON	3	3						
10	1	119305-35170	FILTER ASSY, D68XL65	1	1						
12	1	124060-39451	SWITCH, 0.2KG	1	1						
13	1	X08810B	IMPELLER	1	1						
14	1	105582-49200	THERMOSTAT	1	1						
15	1	128275-91340	SWITCH, 65	1	1						
16	1	124770-53000	VALVE ASSY,INJECTION	3	3						
19	1	104500-55710	ELEMENT	1	1						
20	1	104511-78780	V-BELT, M/19	1	1						
21	1	25132-003100	V-BELT, A31	1	1						
22	1	27210-200300	ZINC, SCREW20X30	3	3						
23	1	46150-003680	FUSE 30A	1	1						
24	1	128271-91320	SWITCH, 65	1	1						1
25	1	126630-91591	SWITCH,OIL PRESSURE	1	1						1

Remarks

- (1) 2 Pole type
 - (2) O-ring is integrated type.
- (integrated to the LO.filter)

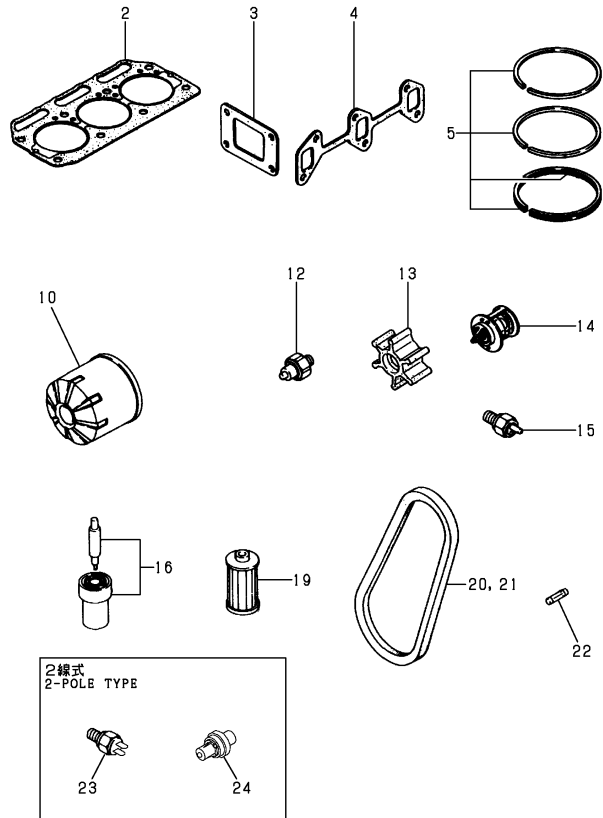
Fig.83. REPAIR PART(OPTIONAL)

(A)=3GM30-YEU
(B)=3GM30C-YEU
(C)=3GM30F-YEU

(D)=3GM30FC-YEU
(E)=
(F)=

Y00R4601

Fig. 83 スペアパーツ (オプション)
REPAIR PART(OPTIONAL)



No.	Lev.	Parts No.	Description	Q'ty						I	R
				(A)	(B)	(C)	(D)	(E)	(F)		
2	1	128374-01911	GASKET, HEAD			1	1				
3	1	128370-13201	GASKET			1	1				
4	1	121450-13251	GASKET, MANIFOLD			1	1				
5	1	705311-22500	RING SET, PISTON			3	3				
10	1	119305-35170	FILTER ASSY, D68XL65			1	1				
12	1	124060-39451	SWITCH, 0.2KG			1	1				
13	1	X08810B	IMPELLER			1	1				
14	1	121750-49800	THERMOSTAT			1	1				
15	1	127610-91350	SWITCH, 95			1	1				
16	1	124770-53000	VALVE ASSY,INJECTION			3	3				
19	1	104500-55710	ELEMENT			1	1				
20	1	104511-78780	V-BELT, M/19			1	1				
21	1	25132-003700	V-BELT, A37			1	1				
22	1	46150-003680	FUSE 30A			1	1				
23	1	119173-91320	SWITCH, 95			1	1				1
24	1	126630-91591	SWITCH,OIL PRESSURE			1	1				1

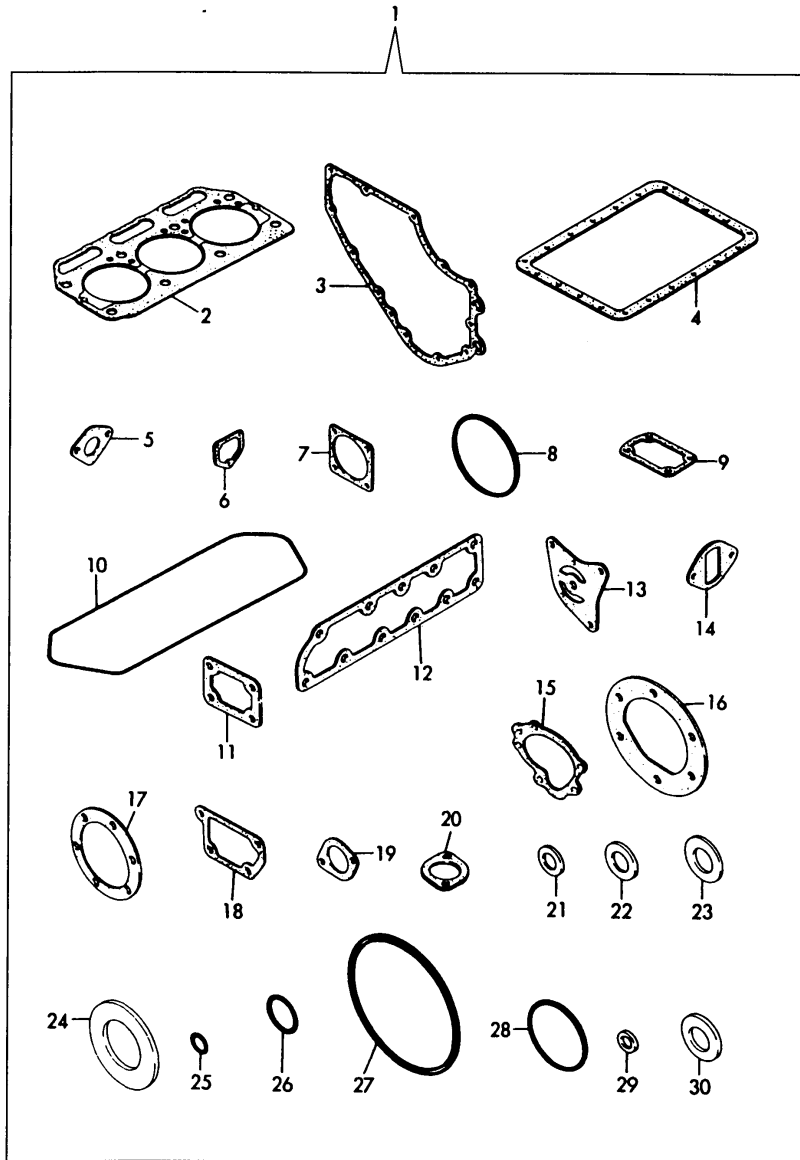
Remarks

- (1) 2 Pole Type
- (2) O-ring is integrated type.

Fig.84. GASKET SET(OPTIONAL)

(A)=3GM30-YEU
(B)=3GM30C-YEU
(C)=3GM30F-YEU

(D)=3GM30FC-YEU
(E)=
(F)=

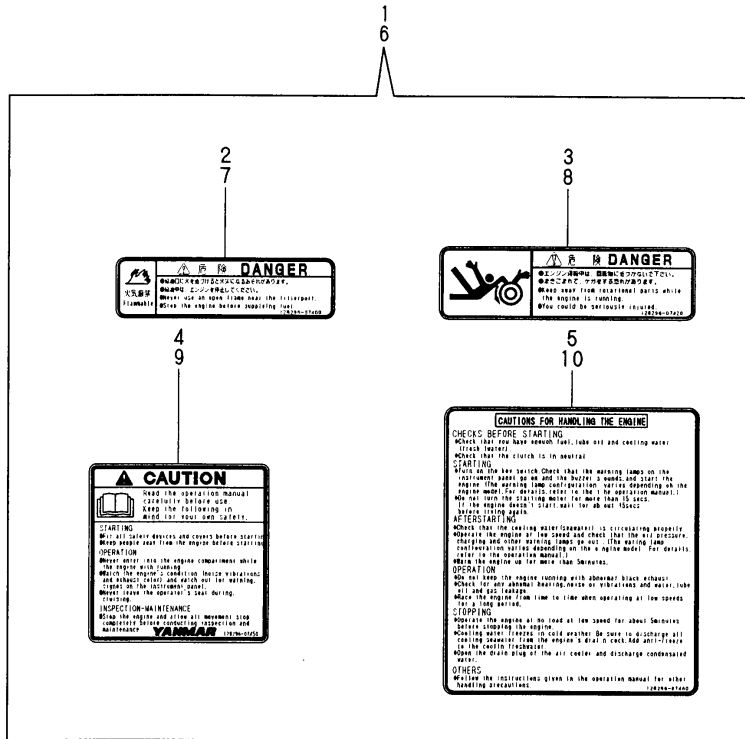


No.	Lev.	Parts No.	Description	Q'ty						I	R
				(A)	(B)	(C)	(D)	(E)	(F)		
1	1	728374-92600	GASKET SET	1	1	1	1				
2	2	128374-01911	GASKET, HEAD	1	1	1	1				
3	2	121575-01511	GASKET, GEAR CASE	1	1	1	1				
4	2	121450-01751	GASKET, OIL SUMP	1	1	1	1				
5	2	121520-01851	GASKET	1	1	1	1				
6	2	121575-01861	GASKET	1	1	1	1				
7	2	124240-01883	GASKET	1	1	1	1				
8	2	105225-02020	O-RING	1	1	1	1				
9	2	121000-03070	GASKET	1	1	1	1				
10	2	121450-11310	GASKET, BONNET	1	1	1	1				
11	2	121450-11681	GASKET	1	1	1	1				
12	2	128370-13181	GASKET	1	1	1	1				
13	2	121450-32021	GASKET, PUMP	1	1	1	1				
14	2	124160-34845	GASKET	1	1	1	1				
15	2	121000-42051	GASKET, WATER PUMP	1	1	1	1				
16	2	104211-42090	GASKET	1	1	1	1				
17	2	124223-42110	GASKET, WATER PUMP	1	1	1	1				
18	2	121450-44410	GASKET	1	1	1	1				
19	2	104211-49160	GASKET	1	1	1	1				
20	2	124736-49540	GASKET	1	1	1	1				
21	2	23414-080000	GASKET, 8X1.0	20	20	20	20				
22	2	23414-100000	GASKET, 10X1.0	5	5	5	5				
23	2	23414-120000	GASKET, 12X1.0	20	20	20	20				
24	2	23414-250000	GASKET, 25X1.0	5	5	5	5				
25	2	24311-000100	O-RING, 1AP10.0	2	2	2	2				
26	2	24311-000160	O-RING, 1AP16.0	1	1	1	1				
27	2	24311-000700	O-RING, 1AP70.0	2	2	2	2				
28	2	24321-000350	O-RING, 1AG35.0	1	1	1	1				
29	2	22190-060002	WASHER, SEAL 6	2	2	2	2				
30	2	22190-120002	WASHER, SEAL 12	2	2	2	2				

Fig.85. SAFETY LABEL(OPTIONAL)

(A)=3GM30-YEU
(B)=3GM30C-YEU
(C)=3GM30F-YEU

(D)=3GM30FC-YEU
(E)=
(F)=



No.	Lev.	Parts No.	Description	Q'ty						I	R
				(A)	(B)	(C)	(D)	(E)	(F)		
1	1	128296-07190	LABEL, LOOSE PARTS	1	1	1	1				1
2	2	128296-07400	LABEL, DANGER	2	2	2	2				1
3	2	128296-07420	LABEL, DANGER	1	1	1	1				1
4	2	128296-07450	LABEL, DANGER	1	1	1	1				1
5	2	128296-07460	LABEL, DANGER	1	1	1	1				1
6	1	128377-07190	LABEL, LOOSE PARTS	1	1	1	1				
7	2	128377-07400	LABEL, DANGER	2	2	2	2				
8	2	128377-07420	LABEL, DANGER	1	1	1	1				
9	2	128377-07450	LABEL, CAUTION	1	1	1	1				
10	2	128377-07460	LABEL, CAUTION	1	1	1	1				

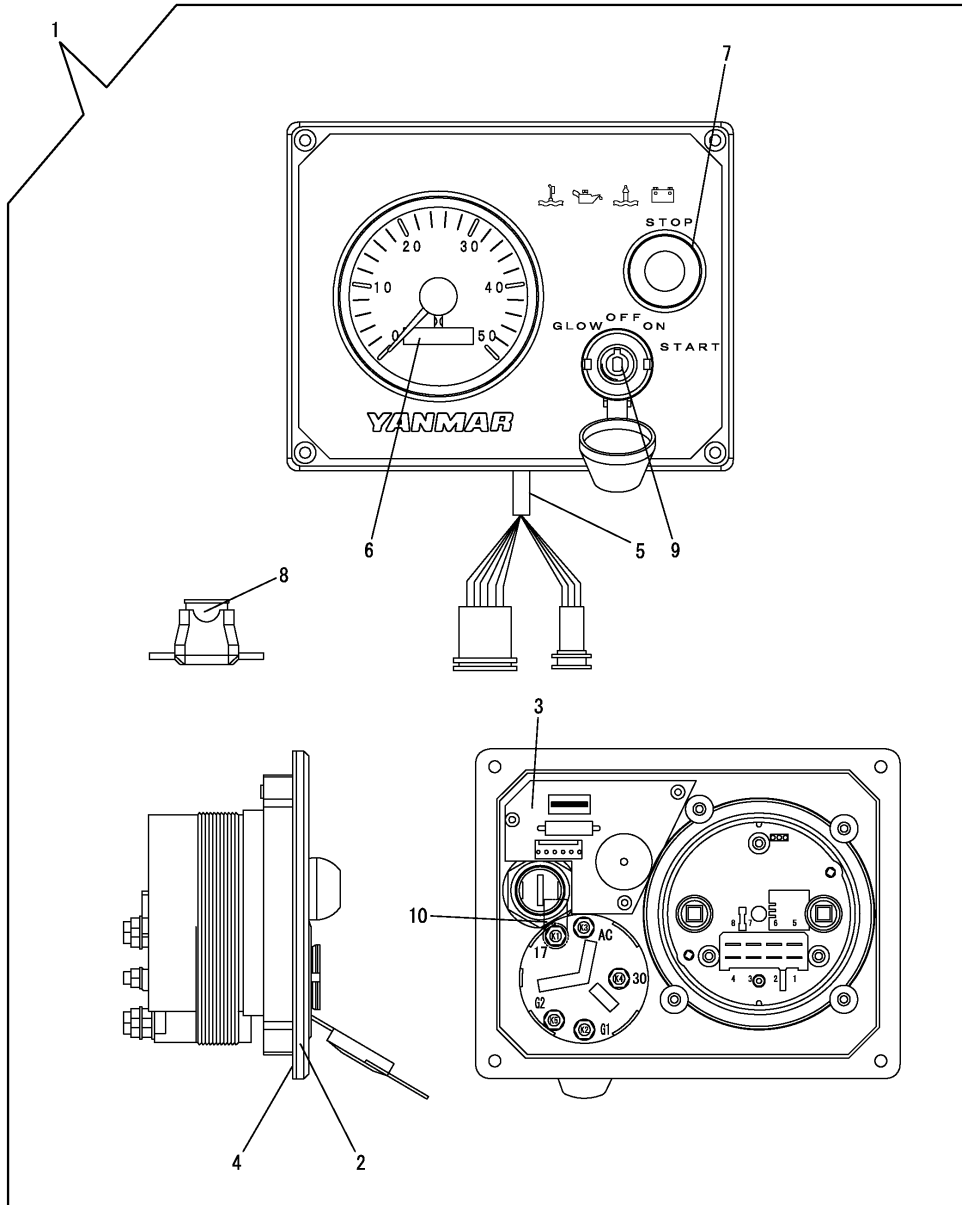
Remarks
(1)REPAIR PART

N:Old $\xrightarrow{\text{Yes}}$ New, Q:Old $\xrightarrow{\text{No}}$ New, R:Old $\xrightarrow{\text{Yes}}$ New, S:Old $\xrightarrow{\text{No}}$ New, W:Add, Z:Discontinued, F:Interchangeable by set, K:Q'ty Change

Fig.86. INSTRUMENT PANEL(B-TYPE/VDO)

(A)=3GM30-YEU
(B)=3GM30C-YEU
(C)=3GM30F-YEU

(D)=3GM30FC-YEU
(E)=
(F)=



No.	Lev.	Parts No.	Description	Q'ty						I	R
				(A)	(B)	(C)	(D)	(E)	(F)		
1	1	129271-91110	PANEL, INSTRUMENT B (A=EZZZZZ) (B=EZZZZZ) (C=EZZZZZ) (D=EZZZZZ)	1	1	1	1				W
1-1	1	129271-91111	PANEL, INSTRUMENT B (A=EZZZZZ) (B=EZZZZZ) (C=EZZZZZ) (D=EZZZZZ)	1	1	1	1				N
1-2	1	129271-91112	PANEL (A=EZZZZZ) (B=EZZZZZ) (C=EZZZZZ) (D=EZZZZZ)	1	1	1	1				N
1-3	1	128171-91110	PANEL, INSTRUMENT B (A=EZZZZZ) (B=EZZZZZ) (C=EZZZZZ) (D=EZZZZZ)	1	1	1	1				N
2	2	129271-91120	PANEL, INSTRUMENT B	1	1	1	1				
3	2	129271-91130	CIRCUIT	1	1	1	1				
3-1	2	129271-91131	CIRCUIT WITH LED&BZR (A=EZZZZZ) (B=EZZZZZ) (C=EZZZZZ) (D=EZZZZZ)	1	1	1	1				N
3-2	2	129271-91132	CIRCUIT WITH LED&BZR (A=EZZZZZ) (B=EZZZZZ) (C=EZZZZZ) (D=EZZZZZ)	1	1	1	1				N
4	2	129271-91140	SEAL	1	1	1	1				
5	2	129271-91150	HARNES, WIRE	1	1	1	1				
6	2	129271-91210	TACHOMETER	1	1	1	1				
6-1	2	128171-91210	TACHOMETER (IND) 97 (A=EZZZZZ) (B=EZZZZZ) (C=EZZZZZ) (D=EZZZZZ)	1	1	1	1				N
7	2	129271-91220	SWITCH, STOP	1	1	1	1				
8	2	129271-91230	FUSE	1	1	1	1				
9	2	127412-91250	SWITCH, KEY	1	1	1	1				
10	2	129271-91260	CAP, RUBBER M5 (A=EZZZZZ) (B=EZZZZZ) (C=EZZZZZ) (D=EZZZZZ)	1	1	1	1				W

Parts No. Index

Parts No.	Fig. No.	Ref. No.
101104-92180	81	4
101147-11900	14	60
	15	54
101147-59810	46	7
101158-11230	14	45
		51
	15	39
		45
101200-92140	81	3
101720-55750	43	7
103288-39170	29	6
	46	4
103338-11430	14	56
	15	50
103854-51251	40	23
103854-51660	40	32
103854-53180	42	11
103854-59191	45	12
103854-59201	45	13
104200-11180	14	18
	15	18
104200-11920	18	8
104200-14200	20	6
	21	6
104200-92350	62	7
104211-03770	51	3
104211-11370	14	11
	15	11
104211-42090	84	16
104211-42130	47	1
104211-49160	37	7
	84	19
104211-53120	42	8
104214-13580	63	5
	64	5
104214-83980	75	1
104264-59020	45	2
		3
		5
		34
104264-59030	41	3
	45	6
104264-59040	45	7
104271-67550	70	1
104271-91351	79	16
104271-91352	80	12
104500-55710	43	3
	82	19
	83	19
104511-78780	30	24

Parts No.	Fig. No.	Ref. No.
104511-78780	31	24
	82	20
	83	20
104884-59170	45	11
105225-01900	55	26
	56	26
105225-02020	7	5
	84	8
105225-02300	7	7
105225-11100	14	6
	15	6
105225-11110	14	7
	15	7
105225-11350	14	12
	15	12
105225-22300	23	8
105225-22400	23	9
105225-23180	24	10
105225-23200	24	5
105300-61200	47	4
105311-01090	1	4
	2	4
105311-11420	14	54
	15	48
105311-22090	23	1
105311-23380	24	8
105311-67100	52	1
105311-67200	52	3
105500-51300	40	7
105582-49200	37	1
	82	14
105582-59150	41	4
	45	10
105583-49910	1	20
105583-85900	73	1
110250-53150	42	10
110250-55610	43	5
111100-51210	40	20
111100-51220	40	19
113200-53110	42	7
113200-53120	42	9
119173-59120	45	9
119173-91320	58	11
	83	23
119305-35170	27	6
	82	10
	83	10
119370-59040	46	10
119593-39450	46	9
119640-92750	81	2

Parts No.	Fig. No.	Ref. No.
120130-49350	33	17
120270-77101	58	14
120324-91610	80	25
120324-91690	80	16
121000-01850	3	18
	4	18
121000-03021	8	1
121000-03070	84	9
121000-03071	8	2
121000-03200	8	4
121000-11050	14	17
	15	17
121000-14550	20	2
	21	2
121000-42051	32	2
	84	15
121000-42100	32	3
121000-61600	47	17
121000-66090	48	3
121150-35100	27	5
121150-51460	40	35
121250-59860	44	5
121250-77210	57	24
121370-55730	43	4
121450-01203	1	17
	2	15
121450-01210	1	5
	2	5
121450-01220	1	6
	2	6
121450-01560	3	3
	4	3
121450-01751	5	2
	84	4
121450-01801	3	13
	4	13
121450-01951	3	22
	4	22
121450-01960	1	11
	2	11
121450-01980	1	12
	2	12
121450-01990	1	10
	2	10
121450-02071	7	13
		19
121450-02100	1	13
	2	14
121450-02110	7	3
121450-02160	7	10

Parts No.	Fig. No.	Ref. No.
121450-02170	7	16
121450-02310	1	28
	2	25
121450-02320	7	20
121450-02370	7	21
121450-02380	7	22
121450-11240	14	34
	15	28
121450-11260	14	62
	15	56
121450-11270	14	63
	15	57
121450-11310	16	12
	84	10
121450-11670	15	19
121450-11681	14	20
	15	20
	84	11
121450-13251	18	9
	33	23
	82	4
	83	4
121450-14400	20	7
	21	7
121450-21541	22	8
121450-32021	25	1
	84	13
121450-32200	25	11
121450-35090	27	1
121450-42240	32	6
121450-42260	32	7
121450-42310	32	8
121450-44410	32	16
	37	4
	84	18
121450-51500	40	24
121450-51550	40	25
121520-01851	41	1
	84	5
121550-11280	14	37
	15	31
121550-11290	14	38
	15	32
121574-21500	22	6
121574-86320	61	4
121575-01511	3	7
	4	7
	84	3
121575-01861	3	19
	4	19

Parts No. Index

Parts No.	Fig. No.	Ref. No.
121575-01861	84	6
121575-07240	10	2
	11	2
121575-11121	14	8
	15	8
121575-11670	14	19
121575-14090	20	3
	21	3
121575-32090	25	2
121575-34830	26	2
121575-49300	63	12
121575-49310	36	3
121575-61161	47	12
121575-61220	47	5
121575-61620	47	18
121575-61720	47	20
121575-66051	48	2
121575-66200	48	9
121575-66310	47	21
121575-66510	51	1
121575-66550	51	5
121575-66580	51	6
121575-66800	49	1
	50	6
121575-66850	49	2
121575-91250	80	10
121750-39550	29	9
121750-49800	38	3
	83	14
121750-59890	39	8
122410-61650	47	16
122780-09320	14	23
123210-09310	1	15
	14	24
123310-77640	71	1
123372-03150	11	3
123372-59100	44	4
123482-91291	80	11
123682-07851	9	1
123682-44201	33	14
124060-01050	1	3
	2	3
	3	6
	4	6
124060-11160	14	3
	15	3
124060-39451	29	15
	82	12
	83	12
124060-59380	45	14

Parts No.	Fig. No.	Ref. No.
124070-13300	63	3
	64	3
124070-13520	63	1
	64	1
124070-14760	20	11
124070-42400	30	22
	31	22
124070-59060	69	2
124070-59130	69	3
124070-77950	58	4
124070-91250	77	8
	78	7
	79	10
124070-91290	77	9
	78	8
	79	11
124070-91300	77	12
	78	11
	79	14
124085-01900	1	8
	2	8
124085-02220	7	4
124085-35300	28	1
124085-35350	28	7
124085-92210	81	5
124085-92250	81	6
124085-92260	81	7
124085-92270	81	8
124085-92400	81	9
124085-92700	81	17
124101-49530	38	1
124160-01751	16	10
124160-11360	16	13
124160-34845	26	3
	84	14
124160-39140	29	11
124160-39540	29	8
124160-49480	2	18
	33	19
124220-09340	9	3
124220-51890	40	31
124223-42110	84	17
124223-49050	39	5
		9
		10
	68	8
124223-49750	18	11
124240-01871	1	22
	2	19
124240-01883	1	23

Parts No.	Fig. No.	Ref. No.
124240-01883	2	20
	84	7
124250-03640	51	4
124450-35070	27	4
124450-39180	29	7
	46	5
124450-39240	29	14
124460-77680	1	26
	2	23
	33	21
124550-51200	40	18
124550-51320	40	11
124550-51341	40	12
124550-51350	40	10
124550-51370	40	13
124550-51590	40	26
124550-59820	29	10
124550-77030	54	23
124617-91980	80	4
124617-91990	80	34
124736-49540	38	2
	84	20
124770-11770	17	7
124770-49040	36	2
124770-53000	42	2
	82	16
	83	16
124770-77940	58	3
124790-44560	34	3
124790-55601	43	1
124790-59530	46	6
124790-77330	57	25
124950-11340	14	10
	15	10
124950-11450	14	57
	15	51
124950-21600	22	13
124950-51190	40	15
124950-51270	40	6
124950-51450	40	34
124950-51510	40	14
124950-51640	40	28
124950-51670	40	29
126630-91591	58	12
	82	25
	83	24
127412-91250	86	9
127610-42130	18	6
127610-91350	38	4
	83	15

Parts No.	Fig. No.	Ref. No.
127687-91870	80	35
127687-91880	80	36
127692-91410	80	30
127692-91440	80	31
127692-91450	80	32
128170-01600	6	1
128170-01830	3	16
128170-07850	9	2
128170-14150	20	5
	21	5
128170-49081	39	1
128170-49150	37	6
128170-51101	40	3
128170-53080	42	5
128170-66870	50	7
128170-66880	50	8
128170-66890	50	12
128170-76790	53	1
128170-77010	54	1
128170-86300	61	1
128170-86500	76	1
128170-91001	79	1
128170-91010	79	2
128170-91020	79	3
128170-91031	79	4
128170-91100	79	6
128170-91160	79	20
128170-91310	79	15
128170-91810	77	15
	78	14
	79	17
128170-91820	77	16
	78	15
	79	18
128170-91830	77	17
	78	16
	79	19
128171-07150	9	5
		10
128171-22250	23	10
128171-77250	57	32
128171-81110	59	1
128171-81120	59	2
128171-91110	86	1 -3
128171-91210	86	6 -1
128270-01450	1	21
128270-01820	3	14
	4	14
128270-03610	16	3
128270-03640	16	5

Parts No. Index

Parts No.	Fig. No.	Ref. No.
128270-03750	16	4
128270-09300	1	14
128270-49050	35	3
128270-49100	37	3
128270-52010	41	2 -1
128270-66010	48	1
128270-66550	50	1
128270-77200	57	1
128270-91001	77	1
128270-91010	77	2
	78	2
128270-91020	77	3
	78	3
128270-91031	77	4
128270-91040	77	5
	78	5
128270-91230	77	7
128270-91350	77	13
	78	12
128270-91360	77	14
	78	13
128271-49450	39	7
128271-77330	55	21
	56	21
128271-77340	55	24
	56	24
128271-77922	58	1
128271-91320	58	10
	82	24
128272-11170	14	4
	15	4
128275-11410	14	53
	15	47
128275-11490	14	58
	15	52
128275-11500	14	59
	15	53
128275-39710	65	2
128275-91340	37	2
	82	15
128277-53300	42	13
128290-49510	36	4
128291-49020	36	11
128291-49250	39	6
128296-07190	85	1
128296-07260	9	6
		11
128296-07350	9	7
		12
128296-07400	85	2

Parts No.	Fig. No.	Ref. No.
128296-07420	85	3
128296-07450	85	4
128296-07460	85	5
128296-59900	45	17
128296-59901	45	17 -1
128296-59940	45	18
128297-44030	33	16 A
128297-44490	33	16 B
		16 B-1
128297-49320	33	7 -1
128370-01720	5	1
128370-11290	14	40 -1
	15	34 -1
128370-12730	17	5
128370-13160	18	3
128370-13181	18	4
	84	12
128370-13201	19	2
	63	14
	64	11
	83	3
128370-13220	63	13
128370-13231	19	1
	63	11
	82	3
128370-13610	63	8
	64	8
128370-14010	20	1
	21	1
128370-21650	22	9
128370-34800	26	1
128370-39200	29	1
128370-49020	35	2
128370-49250	63	6
128370-59040	45	35
	46	10 -1
128370-59081	45	4
128370-59100	46	11
128370-59102	45	9 -1
128370-59110	46	12 -1
128370-59120	46	11 -1
128370-59130	46	12 -2
128370-59500	46	1
128370-59950	45	18 -1
128371-01601	6	2
128371-01800	1	19
	2	17
128371-21590	22	11
128371-91000	78	1
128371-91030	78	4

Parts No.	Fig. No.	Ref. No.
128374-01911	1	27
	2	24
	82	2
	83	2
	84	2
128374-81130	59	3
128377-07150	9	5 -1
128377-07190	85	6
128377-07260	9	6 -1
128377-07350	9	7 -1
128377-07400	85	7
128377-07420	85	8
128377-07450	85	9
128377-07460	85	10
128377-08100	12	1
128377-08120	12	2
128377-08130	12	3
128377-08340	13	1
128377-08350	13	2
		3
128377-12500	17	1
128377-12530	17	4
128377-13530	19	3
128377-35030	27	5 -1
128377-35090	27	1 -1
128377-42150	30	23
	31	23
128377-42500	30	1
128377-42520	30	11 -1
	31	11 -1
128377-49010	35	1
128377-49080	68	2
128377-59010	45	33
128377-59550	45	16
128377-59560	45	31
		31 -1
	46	13
128377-59810	44	1 -1
128377-59820	44	2 -1
128377-59821	44	2 -2
128377-59831	44	3 -2
128377-59850	46	14
128377-59851	46	14 -1
128377-59860	46	9 -1
128377-67580	52	8
128390-59810	44	1
128390-59820	44	2
128390-59830	44	3
128391-77700	80	38
128391-77820	58	6

Parts No.	Fig. No.	Ref. No.
128391-77860	77	18
	79	21
128391-91130	80	1
128391-91200	80	2
128391-91260	80	5
128391-91440	80	23
128391-91640	80	22
128391-91700	80	7
128391-91740	80	24
128391-91850	80	33
128391-91860	80	6
128391-91930	80	18
128397-13530	19	4
128397-42500	31	1
128397-44010	33	2
128397-44050	33	3
128397-44060	33	4
128397-44400	33	16
128397-44401	33	16 -1
128397-44500	34	1
128397-44510	34	2
128397-44600	33	13
128397-44900	33	1
128397-44901	33	1 -1
128397-49310	33	5 -1
128670-01830	4	16
128670-13350	14	29
128690-49010	36	1
128690-49250	64	6
128690-49310	33	5
128695-07230	10	1
	11	1
128695-42010	32	1
128695-42350	32	15
128695-44090	33	9
128695-49520	36	5
128695-49530	36	6
128695-77210	57	30
129100-01580	1	9 -1
	2	9 -1
	22	4 -1
129170-91650	80	8
129170-91800	80	13
129170-91810	80	17
129270-92100	62	1 -1
129270-92610	62	3 -1
129270-92620	62	4 -1
129270-92630	62	5 -1
129270-92640	62	6 -1
129270-92650	62	7 -1

Parts No. Index

Parts No.	Fig. No.	Ref. No.
129270-92690	62	2 A
129271-91110	86	1
129271-91111	86	1 -1
129271-91112	86	1 -2
129271-91120	86	2
129271-91130	86	3
129271-91131	86	3 -1
129271-91132	86	3 -2
129271-91140	86	4
129271-91150	86	5
129271-91210	86	6
129271-91220	86	7
129271-91230	86	8
129271-91260	86	10
129301-52020	41	2
129350-01230	1	18
	2	16
129350-14100	20	4
	21	4
129350-21200	22	7
129350-42200	32	5
129377-59830	44	3 -1
129470-67560	70	2
129574-91410	80	9
129574-91420	80	20
129574-91620	80	19
129574-91650	80	29
129574-91710	80	26
129574-91720	80	21
129574-91750	80	27
129574-91760	80	37
129574-91770	80	28
129574-91780	80	14
129574-91790	80	15
129574-91870	80	3
129590-59200	58	7
129670-44570	34	5
129772-77200	55	1
	56	1
129772-77250	55	27
	56	27
129772-77260	55	28
	56	28
	57	33
129772-77270	55	29
	56	29
	57	34
129772-77280	55	30
	56	30
	57	35

Parts No.	Fig. No.	Ref. No.
129957-59100	46	12
135210-51900	43	9
135210-61090	50	14
138603-59380	69	6
171051-01921	2	13
172100-53200	42	12
174100-54120	40	21
174307-51170	40	16
174307-51181	40	17
174307-51700	40	22
177070-03501	60	1
177074-06350	58	13
177088-02430	9	8
194440-51620	45	1
194555-62750	58	8
22117-060000	17	8
	51	7
22117-100000	54	27
22137-060000	36	10
22137-080000	3	23
	4	23
22137-100000	14	14
	15	14
22190-060002	45	15
	84	29
22190-120002	45	27
		28
	50	13
	84	30
22212-050000	61	6
22217-050000	77	11
	78	10
	79	9
		13
22217-060000	32	17
	51	8
22217-080000	14	30
	19	5
	37	9
	54	24
22242-000100	47	22
	52	7
22242-000120	48	6
22242-000140	14	39
	15	33
22312-030220	16	6
22312-040080	47	23
22312-080160	1	9
	2	9
	22	4

Parts No.	Fig. No.	Ref. No.
22322-030160	51	9
22322-030200	47	10
22351-030012	47	11
22351-040008	47	24
22351-040010	3	5
	4	5
22360-080000	52	9
22453-060000	50	9
22512-070180	22	5
22512-070300	20	8
	21	8
22724-800380	68	5
	71	2
23000-016000	45	24
		32
		32 -1
		36
	46	15
23000-022000	35	4
		5
	39	2
	68	3
23000-025000	35	6
	36	7
	39	3
		4
	63	7
	64	7
	68	6
23000-041000	36	8
		9
23010-013000	34	4
23010-014000	69	7
23061-070200	1	25
	2	22
23061-070300	1	25 -1
	2	22 -1
	33	22
	18	10
23061-100300	18	10
23080-013000	8	5
23080-018000	65	3
23414-050000	33	8
23414-060000	50	10
23414-080000	1	24
	2	21
	29	12
	41	5
	45	25
	46	8
	84	21

Parts No.	Fig. No.	Ref. No.
23414-080012	43	10
23414-100000	29	13
	84	22
23414-120000	45	26
	84	23
23414-130000	27	8
23414-250000	14	26
	84	24
23418-060000	43	8
23857-060000	45	29
		30
23871-020000	32	12
23871-030000	14	5
	15	5
	18	7
	32	9
		13
23887-180002	6	4
24101-062054	20	9
	21	9
24101-063050	3	15
	4	15
24166-254202	47	19
24190-080001	16	8
24190-110001	14	36
	15	30
24311-000070	16	7
	51	10
24311-000090	48	7
24311-000100	1	7
	2	7
	84	25
24311-000120	16	14
24311-000160	33	6
	84	26
24311-000700	33	18
	84	27
24321-000350	16	11
	84	28
24341-000260	14	61
	15	55
24341-000440	43	6
25112-003601	57	31
25132-003000	57	26
25132-003100	55	22
	82	21
25132-003700	56	22
	83	21
26013-060142	17	9
26013-060162	41	6

Parts No. Index

Parts No.	Fig. No.	Ref. No.
26013-060162	43	11
26013-060222	25	12
26013-080142	60	2
26013-080202	7	6
26013-080252	18	5
26013-120302	12	4
26014-060202	5	3
26033-050102	40	33
26106-060102	32	19
	52	10
26106-060122	3	20
	4	20
	33	15
	52	11
26106-060142	3	21
	4	21
	61	2
26106-060162	44	6
26106-060182	33	12
	37	8
26106-060252	8	3
26106-060282	47	25
26106-060322	32	14
26106-080122	15	21
	30	25
	31	25
26106-080142	1	29
	2	26
	15	22
	58	5
26106-080252	15	23
		23 -1
	26	4
26106-080282	59	4 -1
26106-080302	3	8
	4	8
	14	21
		21 -1
	38	5
	55	23
	56	23
	57	27
26106-080322	1	30
	2	27
26106-080352	14	22
26106-080452	59	4
26106-080652	38	6
26106-080852	3	9
	4	9
26106-080902	3	10

Parts No.	Fig. No.	Ref. No.
26106-080902	4	10
	32	18
	33	24
26106-081102	32	20
26106-081152	3	11
	4	11
26106-081202	3	12
	4	12
	57	28
26106-100252	6	3
	12	5
26106-100302	54	25
26106-100322	72	4
	73	2
	74	2
	75	2
26115-080802	18	12
26116-080602	37	5
26203-080202	19	6
26203-080402	64	9
26203-080452	63	9
26203-080602	64	10
26203-080652	63	10
26216-060182	33	10
26216-080352	14	32
	15	26
26216-080652	14	15
	15	15
26216-080902	33	25
26217-080552	14	27
	15	24
26366-060002	16	9
	33	11
26366-080002	3	4
	4	4
	14	16
		28
		33
	15	16
		25
		27
	33	20
	48	8
	55	25
	56	25
	57	29
26450-050102	20	12
26450-080282	75	3
26554-050102	33	7
26557-040122	57	23

Parts No.	Fig. No.	Ref. No.
26557-050122	51	11
	52	12
	61	5
26557-050142	57	14
26557-060102	3	17
	4	17
26587-080122	20	10
	21	10
26696-100002	14	13
	15	13
26703-080002	14	31
26706-100002	72	5
	73	3
	74	3
	75	4
26716-050002	77	10
	78	9
	79	8
		12
26716-060002	51	12
26716-080002	58	9
26716-160002	81	16
26756-050002	51	13
26756-060002	49	3
	50	11
26756-080002	14	46
		52
	15	40
		46
	54	26
	72	3
26776-120002	10	3
	11	4
26776-180002	22	10
26921-080102	14	40
	15	34
27210-200300	1	16
	14	25
	82	22
27233-250000	63	4
	64	4
27310-070001	14	9
	15	9
28110-100130	62	3
28110-120140	62	4
28110-170190	62	5
28110-220240	62	6
28110-270300	81	18
28150-040000	81	19
28150-050000	81	20

Parts No.	Fig. No.	Ref. No.
28210-000031	81	21
28210-000070	81	22
28210-000080	65	1
28312-200750	81	23
41710-000380	76	3
41710-000410	52	2
	61	3
41730-000681	76	2
43662-010030	68	1
43662-015020	68	7
43666-020951	68	4
45414-500260	74	1
46150-001110	77	6
	78	6
	79	5
46150-003680	58	2
	82	23
	83	22
48110-025063	72	7
48110-028063	72	1
48110-032411	72	2
48110-032502	72	6
48110-522361	72	8
705311-22500	23	3
	82	5
	83	5
705311-23600	24	6
705325-22540	23	12
721085-21701	22	1
721450-02500	7	1
721450-02611	7	8
721450-02621	7	14
721450-11650	14	41
	15	35
721450-11660	14	47
	15	41
721500-61560	47	6
724772-92100	62	1
728170-53100	42	1
728171-23100	24	1
728270-92401	81	1
728370-01610	3	1
	4	1
728370-11520	16	1
728370-13501	18	1
728372-11700	14	1
728374-01560	1	1
728374-51101	40	1
728374-92600	84	1
728391-11700	15	1

Parts No. Index

Parts No.	Fig. No.	Ref. No.
728397-01560	2	1
728695-43500	32	10
771016-61620	47	2
83213-003012	69	1
977780-01200	67	1
977780-01210	66	1
977780-01230	66	2
	67	2
977780-01240	67	3
977780-01250	66	3
977780-03000	66	9
	67	9
X0044021509	66	7
	67	7
X0142398	30	3
	31	3
X0145050	30	4
	31	4
X0146496	30	7
	31	7
X0146541	30	5
	31	5
X0146542	30	7 -1
	31	7 -1
X0501133	30	8
	31	8
X0504124	30	21
	31	21
X0504163	30	11
	31	11
X0505527	30	12
	31	12
X0505528	30	13
	31	13
X0506513	30	14
	31	14
X0506523	30	15
	31	15
X0506597	30	15 -1
	31	15 -1
X0508124	30	16
	31	16
X0508130	30	17
	31	17
X0529139	30	18
	31	18
X0534501	30	19
	31	19
X0534511	30	20
	31	20

Parts No.	Fig. No.	Ref. No.
X08810B	30	6
	31	6
	82	13
	83	13
X179100011X	67	5
X179100021X	66	5
X179100100X	66	6
	67	6
X199903800X	66	8
	67	8
X211413005	54	8
X211415006	54	14
X21142835	54	21
X2114314	54	12
X21143215	54	6
X211433101	54	10
X21144454	54	13
X21144661	54	16
X211447009	54	19
X211451005	54	2
X21145312	54	7
X21145352	54	9
X21145866	54	22
X211462101	54	5
X21146963	54	17
X21147155	54	4
X211476503	54	15
X21148110	54	3
X21148313	54	11
X21148852	54	20
X21149652	54	18
X6201SD	55	3
	56	3
	57	3
X6203BM	55	16
	56	16
X6302BM	57	17
X8636008003	66	4
	67	4
XB495469B	57	21
XL12010001	57	22
XL12013262	55	9
	56	9
	57	10
XL1254801	57	19
XL1255801	57	20
XL13513134	55	12
	56	12
	57	13
XL13513152	57	8

Parts No.	Fig. No.	Ref. No.
XL13514042	57	16
XL1352318	57	11
XL13525001	57	18
XL1353320	57	7
XL13542001	57	4
XL1354326	57	9
XL13561001	57	2
XL13563003	57	5
XL1358301	57	6
XL1359400	57	15
XL15014042	55	15
	56	15
XL15018015	55	18
	56	18
XL1501810	55	19
	56	19
XL15028001	55	20
	56	20
XL15542001	55	4
	56	4
XL15553002	55	5
	56	5
XL1556315	55	7
	56	7
XL15571001	55	2
	56	2
XL1557500	55	17
	56	17
XL2251318	55	11
	56	11
XL2253320	55	13
	56	13
XL2253400	55	14
	56	14
XL22553012	55	6
	56	6
XL2255330	55	8
	56	8
XTR1Z63	55	10
	56	10
	57	12

Parts No.	Fig. No.	Ref. No.
-----------	----------	----------